


TV Antenna UHF/VHF

Support 1080i,1080p.720p HD/DTC, PC, NB, DTV/HDTV



Model:LAN-1030

This antenna receives analog UHF/VHF signals and free Digital signals.

~If used old analog TV you must use a Digital Converter Box.

>SPECIALLY DESIGNED CIRCUIT PRODCEES EXCEPTIONAL RECEPTION WITH COMPACT SIZE

>SUPPORTS BOTH UHF/VHF SIGNALS

>ULTRA THIN AND LIGHTWEIGHT

>MULTI-SURFACE SUCTION-CUP STAND

>NO EXTERNAL POWER REQUIRED

>1200MM LENGTH COAXIAL CABLE WITH IEC/F PLUG.

>SPECIFICATIONS: FREQUENCY RANGE: 470-860 MHZ

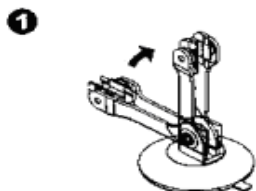
GAIN: 5 DB

IMPEDANCE: 75 OHM

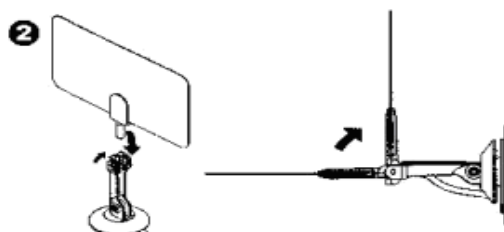
POLARIZATION: LINEAR

PACKING: 1PC IN DOUBLE BLISTER CARD, THE UINIT SIZE 28*18*5CM, NET WEIGHT 170g.

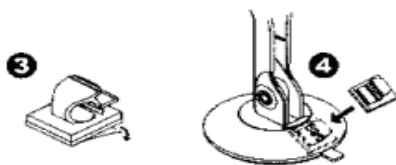
INSTALLATION GUIDE:



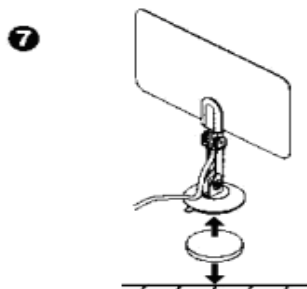
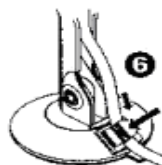
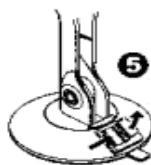
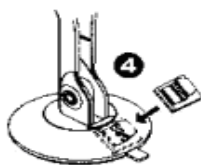
1.To fix the antenna support, place the support on a finished surface,hold & Push the base of the support down, and then pull up the arm of the support straight up to a position where you hear a "click" sound. (figure 1)



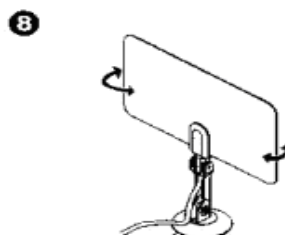
2.Place the flat antenna onto the top pole of the hinge, where you may tilt to any angle you wish. (figure 2)



3.To fix the antenna cable, peel off the cord clip sticker (figure 3), place it on the base (figure 4), open the cord clip & insert the cable and close cord clip (figure 5,6).



4.Use the optional multi-stick pad to fixed the antenna base on a unfinished surface. (figure 7)



5.Horizontally adjust the antenna position left or right for a better reception. (figure 8)

★ When the multi-surface stick pad become excessively dirty, they can reuse by cleaning with regular tap water.