REVISION DATA		
REV	DESCRIPTION	DATE
A0	NEW DRAWING	2010-04-13

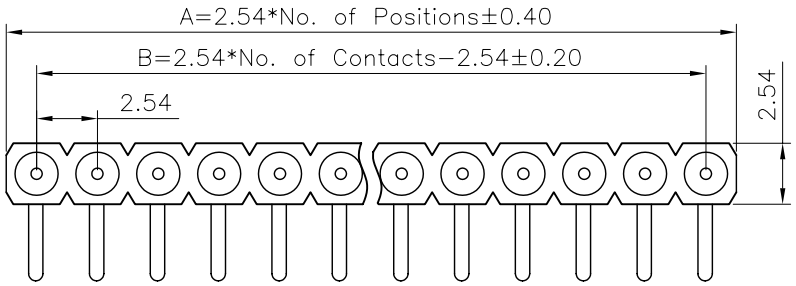

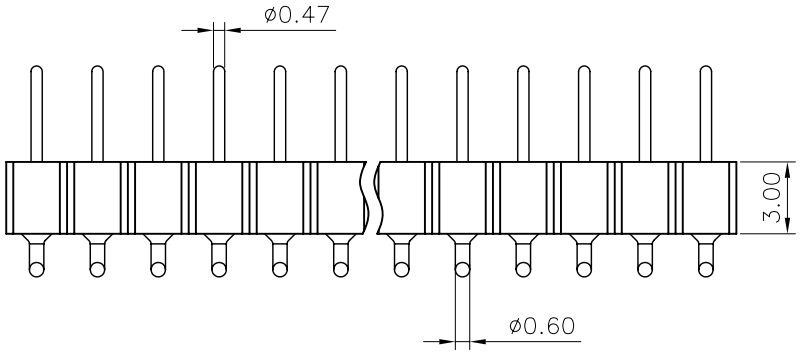

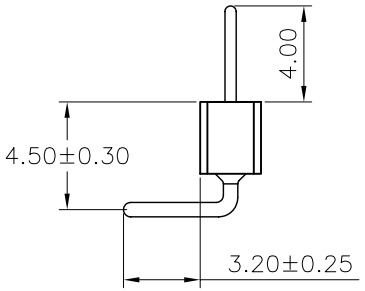

Technical Data

Material:
Pin(outer sleeve): Brass,machined CuZn38Pb2
Plating(outer sleeve):
Tin plated:2μ m/80μ "Ni, 5μ m/200μ "Sn
Gold Plated:2μ m/80μ "Ni,Full gold
Insulator(black): Black (PPS) UL94V-0

Electrical:
Current rating: 3Amps/contact max.
Contact resistance: ≤4mΩ/contact
Insulation resistance: ⩾5000MΩ at V=500V
Dielectric Withstanding Voltage: 1000V AC Min
Operaing voltage: 60VAC/DC

Mechanical:
Operaing temperatures: Gold Plated:-55° C to+125° C
Tin plated:-40° C to+105° C
Soldering temperature: +260° C,10s max.

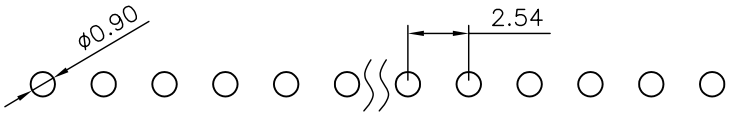

P.C.B LAYOUT

PA	R	XXX	0	7	E	X	00	1276A	0	00
	Angel Options D 180° 直插 R 90° 折弯 S SMT H 陈式跌贴 A 单排SMT 第1Pin朝下 B 单排SMT 第1Pin朝上	No. of Positions XXX Positions	Dip Spacing 0 No 1 1.27mm 2 2.54mm 3 7.62mm 4 10.16mm 6 15.24mm 9 22.86mm A 2.00mm S Special	Insulator Height 0 No 1 1.20 mm 2 1.90 mm 3 2.00 mm 4 2.10 mm 5 2.20 mm 6 2.80 mm 7 3.00 mm 8 3.80 mm 9 4.10 mm A 4.20 mm B 7.00 mm S Special	Insulator type A PBT单排 B PBT双排 C PBT中空 D PBT带柱 E PPS单排 F PPS双排 G PPS中空 H PPS带柱 I PA46单排 J PA46双排 K PA46三排 L PA66单排 M LCP四排	Pin Plated 0 No 1 Tin120μ" 锡 2 Tin200μ" 3 Gold0.4μ"金 4 Gold0.8μ" 5 Gold1μ" 6 Gold1.5μ" 7 Gold2μ" 8 Gold3μ" 9 Gold5μ" A Gold8μ" B Gold10μ" C Gold15μ" D Gold30μ" E Ag plated F Nickel80μ"	Clip plated 00 No A: 1 Tin120μ" 锡, 2 Tin200μ", 3 Gold0.4μ"金, 4 Gold0.8μ" B: 5 Gold1μ", 6 Gold1.5μ", 7 Gold2μ", 8 Gold3μ", 9 Gold5μ" C: A Gold8μ", B Gold10μ", C Gold15μ" D: D Gold30μ", E Ag plated, F Nickel 80μ"	Pin length(mm) 1276A 12.76mm S Special	Insulator Option 0 No	Series 00 No

ANYCONN® 东莞市精捷电子有限公司
DONGGUAN ANYCONN ELECTRONIC CO.,LTD

TOLERANCE				
ANGLE ± 5°	PROJECTON		TITLE: 2.54mmPitch Sip Sockets Single Row Right Angle Pin Length 12.76mm	
X.XXX ± 0.10	DATE :	2010-04-13		
X.XX ± 0.20	DRAWN :	LiKui	PART NO: PARXXX07EX001276A000	
X.X ± 0.30	CHECKED :		DRAWING NO:	
X. ± 0.50	APPROVED :		REV: A0 / UNIT: mm / SCALE: 3:1	SIZE: A4