


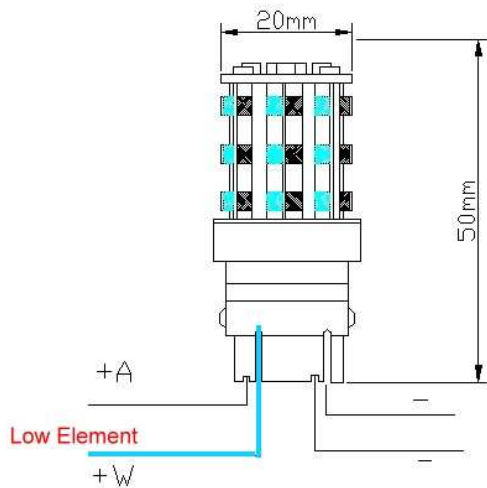


SWITCHBACK AUTOMOTIVE LED BULBS (3157 WEDGE TYPE)

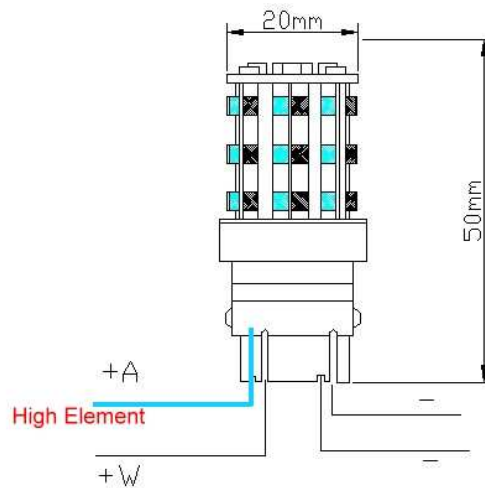
PICTURE	ITEM NO. (BASE)	DESCRIPTION	LED COLOR
	LB3157SB-60AW-12V (W2.5x16q)	12VDC SWITCHBACK DUAL COLOR LED BULBS, T25MM WEDGE BASE (3157) WITH 60PCS SMD 3528 LED (30LEDS IN AMBER 30LEDS IN WHITE COLOR)	Amber / White

AVAILABLE BULB TYPE(BASE): 1157/2057(BAY15d) · 3157/3357/3457/4157(W2.5x16q), 7443(W3x16q)

**LB3157SB-60AW-12V
 SWITCHBACK LED BULB**



1. When the parking light (low element) turns on, the white LED lights up.



2. When the blinker light (high element) turns on, the Amber and White LED alternate flashing. When the blinker light turns off, only the white LED lights.