

24" Digital

LCD Display Monitor (B/W Display Option)

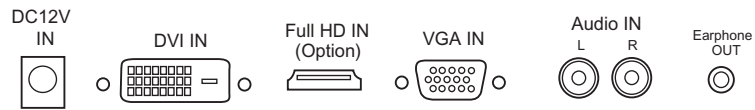


FEATURES

- High Quality Horizontal and Vertical Scanning.
- Friendly OSD Function Controls.
- PC D-Sub / DVI Input / Full HD Input.
- HD for 18.5" & Full HD for 21.5", 24", 27", 32".
- Aluminum Panel Frame. Metal Case.
- VESA Standard Bracket. (75/100 for 15", 17", 18.5", 19", 21.5", 24")(100/200 for 27" /32")
- Black / White Display Function (Option).

CONNECTORS

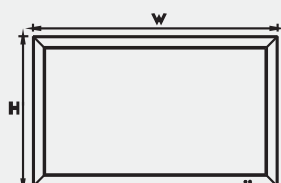
FOR 15"/17"/18.5"/19"/21.5"/24"



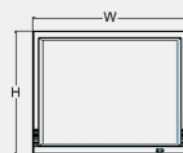
SPECIFICATIONS

MODEL	CH-L240HDVSL
LCD Panel	24" TFTLCD
Viewable Area (H/V-mm)	531.36 x 298.89
Profile Ratio	16:9
Max. Resolution (H/V)	1920 x 1080
Display Colors	16.7M
Brightness (nit)	250 nit LED
Contrast Ratio	1000:1
Response Time(Tr / Tf-ms)	3.5/1.5ms
View Angle (U/D/L/R)	80/80/85/80
Input Video Signal	PC D-Sub / DVI Input / Full HD Input
Input Audio Signal	Audio L/R (RCA x 2)
Bracket	VESA75/100
Audio In	Audio L/R (RCA x 2)
Audio Output	Speaker(2W,8Ω x 2)
Environment	Operating:(0°C~50°C)/Humidity:10 %~85 %(32°F~122°F) Storage: (-20°C~60°C)/Humidity:10 %~85 %(-4°F~140°F)
Power Supply	AC 100-240V
Power Consumption	26W
Net Dimension (W x H x D)	585.96 x 355.49 x 57.3mm(23.22 x 13.91 x 2.25Inch)
Net Weight	5.8 kgs (12.78lbs)

INTERFACE



16:9 (18.5"/ 21.5"/ 24"/ 27"/ 32")



4:3 (15"/ 17"/ 19")

