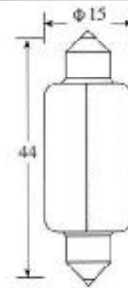


## INTERIOR FESTOON LAMPS

Bases are double-ended cone-shaped caps attached to both ends of the tubular lamp

Applications:  
Auto and special service lamps



LINE NO.	DESIGN		M.S.C.P. (APPROX.)	LIFE (HRS.)	FILAMENT SHAPE	SV3.5 BASE
	VOLTS	WATTS				
1	6.0	5.0	—	500	C-8	PF 6050-J
2	6.0	10.0	—	500	C-8	PF 6100-J
3	6.0	15.0	—	500	C-8	PF 6150-J
4	6.0	18.0	—	500	C-8	PF 6180-J
5	12.0	5.0	—	500	C-8	PF 1250-J
6	13.5	0.59A	4	2000	C-8	PE 214
7	12	10	—	500	C-8	PF 12100-J
8	13.5	0.74A	6	5000	C-8	PE 212
9	12.8	0.97A	12	750	C-8	PE 211
10	12.0	15.0	—	500	C-8	PF 12150-J
11	12.0	18.0	—	500	C-8	PF 12180-J
12	24.0	3.0	—	500	C-8	PF 2430-J
13	24.0	5.0	—	500	C-8	PF 2450-J
14	24.0	10.0	—	500	C-8	PF 24100-J
15	24.0	18.0	—	500	C-8	PF 24180-J

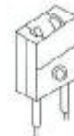
LINE NO. 16	<b>WEDGE BASE LAMP HOLDERS</b>
-------------	--------------------------------

T-3/4 T-5



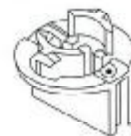
PH7007

T-3/4 T-5



PH7008

T-3/4 T-5

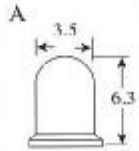
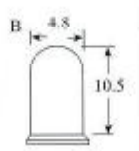
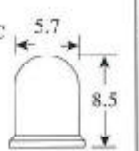
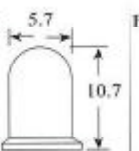
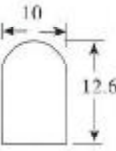


PH7009

T-13/4



PH7010

LINE NO. 17	<b>SERIES COLORED SILICONE FILTER BOOTS</b>	<p>FY 7007</p> 	<p>FY 7008</p> 	<p>FY 7009</p> 	<p>FY 7010</p> 	<p>FY 7011</p> 
-------------	---	--	--	---	--	--

All dimensions are in mm.