

ZX1600 □

Hot Air Blower



Read operating instructions carefully before use and keep it for further reference.

APPLICATION

- **Welding** of thermoplastic materials as well as single-ply flexible plastics and modified bitumen in the form of boards, tubes, profiles, lining membranes, coated materials, films, foams, tiles, and sheets. The following procedures are possible: overlap welding, welding with rod, with tape, butt welding and melt welding
- **Heating-up** for forming, bending and sealing of thermoplastic semi-finished materials and plastic granules
- **Drying** of water-damp surfaces
- **Shrinking** of heat-shrink sleeves, films, tapes, solder sleeves, pre formed and moulded parts
- **Soldering** of copper pipes, solder joints and metal foils
- **Defrosting** of frozen water pipes
- **Activating/dissolving** of solvent free adhesives and fusion adhesives
- **Igniting** of wood shavings, paper, coal or straw in furnaces



HEATFOUNDER ZHENGXI (SHANGHAI) INDUSTRIAL CO., LTD.

Tel. +86 21 2281 0889 Fax. +86 21 2281 6889

<http://www.heatfounder.com> E-mail: info@heatfounder.com



WARNING



Danger to life when opening the tool, as live components and connections are exposed. Unplug the tool before opening it.



Incorrect use of hot air blowers can cause **fire and explosion hazard**, especially near combustible materials and explosive gases.



Do not touch the element housing and nozzle when they are hot as they can cause **burns**. Let the tool cool down. Do not point hot air flow in the direction of people or animals.



CAUTION



The **voltage rating** stated on the tool must correspond to the line/mains voltage.



For personal protection on building sites we strongly recommend the tool be connected to a **GFCI** (**G**round **F**ault **C**ircuit **I**nterrupter) or a **RCCB** (**R**esidual **C**urrent **C**ircuit **B**reaker) .



The tool must be operated **with supervision**. Heat can reach combustible materials, which are out of sight.



Protect tool from **damp** and **wet**.

APPROVAL MARKS



TECHNICAL DATA

Electrical safety: **DOUBLE INSULATED**

Voltage V~

42, 100, 120, 200, 230, for 50/60 Hz

Power consumption W

960, 1400, 1600, 1400, 1600

Temperature °C

20 – 700, infinitely controlled

Air flow l/min.

max. 230

Air pressure Pa

3000 (30 mbar) after about 24 h operating time

Weight kg

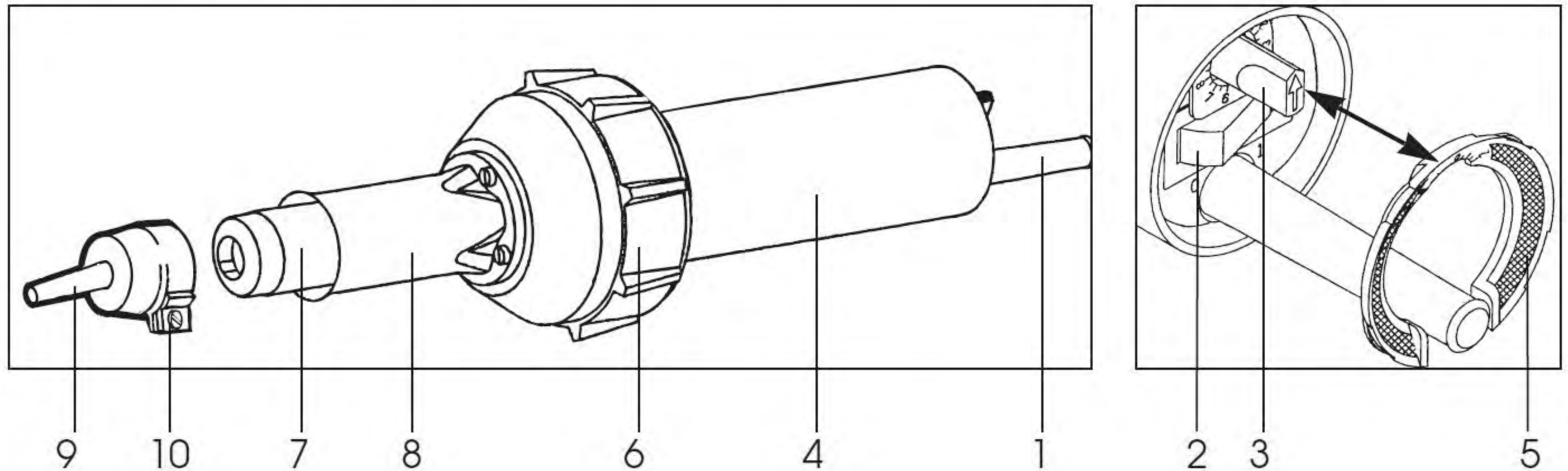
1,3 with 3m cord

Size mm

Ø 100 x 330 Handle Ø 56

Line/mains voltage
cannot be switched over

Description of the tool



- | | |
|---|-------------------------|
| 1. Power cord | 6. Rubber stand |
| 2. Main switch | 7. Adapter tube |
| 3. Potentiometer for temperature adjustment | 8. Heat protection tube |
| 4. Handle | 9. Nozzle |
| 5. Air filter | 10. Screw on the clamp |

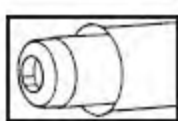

Readiness for working

- Fit appropriate nozzle as required.
- Connect tool to the line/mains.
- Adjust the hot air temperature by using the **potentiometer (3)**.
- Switch on **main switch (2)** and heat up the tool for approximately 5 minutes.

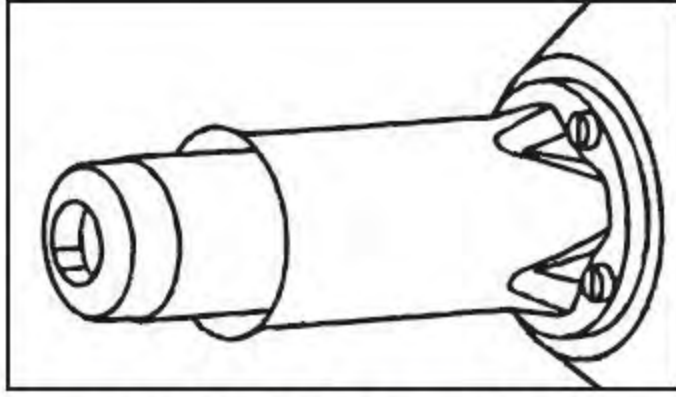
Operation

- Advice in all areas of application (see page 1).
- Cool down the tool after use.

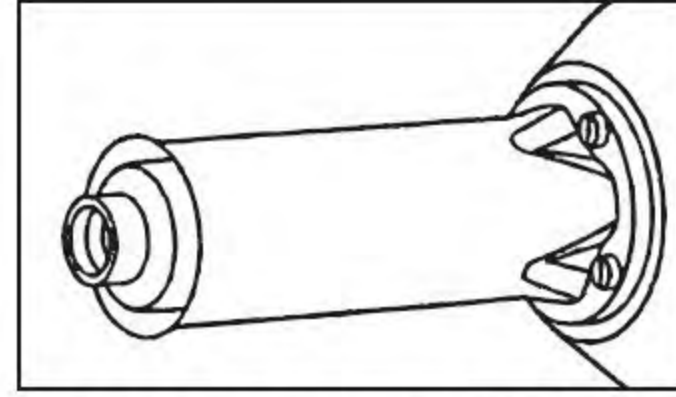
Change of nozzles

- Before changing nozzles cool down the tool or use only pliers/wrench.
- Do not touch hot **nozzle (9)** and make sure to place it on a heat resistant surface, because of fire hazard.
-  Push the **nozzle (9)** on the **adapter tube (7)** and secure the nozzle by the **screw on the clamp (10)**.
-  Screw the **nozzle (9)** and secure by wrench.

VERSIONS



push-fit nozzles



screw-on nozzles

ACCESSORIES

- Use our accessories only.

MAINTENANCE

- Clean polluted **air filter (5)** with a small brush or replace it.
- Clean welding nozzle with a steel brush.

SERVICE AND REPAIRS

- By minimal length of the carbon-brushes the motor switch off automatically. Tool have to checked by your Service Center. The life of the brushes are about 1600 running hours of the welding tool's motor.

GUARANTEE AND LIABILITY

- Guarantee and liability are in accordance with the guarantee certificate as well as with the currently valid general business and sales conditions.

Technical data and specifications are subject to change without prior notice.

Your authorised Service Centre is:

HEATFOUNDER ZHENGXI (SHANGHAI) INDUSTRIAL CO., LTD.

Tel. +86 21 2281 0889 Fax. +86 21 2281 6889

<http://www.heatfounder.com> E-mail: info@heatfounder.com