

## CDD系列标准型全电动堆垛车


CDD SERIES STANDARD TYPE FULL-ELECTRIC STACKER

## 主要特点 MAIN CHARACTER

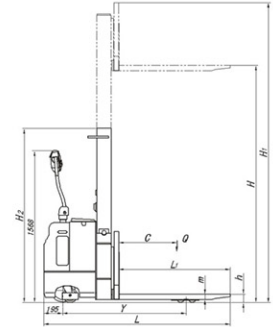
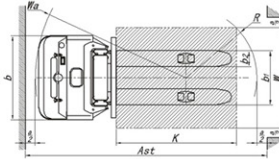
- 1、美国CURTIS控制器，质量可靠，性能优异，使整车性能达到最佳状态
  - 2、进口液压站，低噪音，小振动，密封性能好，确保起升下降平稳可靠
  - 3、高强度车身设计，特殊压制工艺制造的“C”型钢门架，坚固耐用，使用寿命长
  - 4、配置大容量牵引电池，电量持久，并选用智能充电器，德国REMA充电插件，充电方便快捷
  - 5、可选配人性化的护臂结构和折叠式踏板，开闭操作方便
1. Top quality controller system from CURTIS, high reliability, ensures best performance in different states
  2. WINNER hydraulic power pack, low noise, few vibration and excellent leak tightness, ensures smooth lifting
  3. High-strength frame design and "C" shaped mast, strong and durable, ensures longer service life
  4. Configure with 240Ah large capacity battery, intelligent charger, REMA plug from Germany
  5. Optional humanized design of handrail and folded pedal, easy operating



ST12/ST15/ST20



- 1、美国CURTIS控制器
  - 2、WINNER液压泵站
  - 3、240Ah大容量蓄电池
  - 4、德国REMA充电插件
  - 5、紧急反向行驶功能，按下此按钮，车子可反向行驶
  - 6、紧急情况下可按下红色断电开关，切断所有电源，车子立即停止
  - 7、平衡轮带护罩，保证操作者安全
  - 8、超大维护保养空间，打开后罩后内部部件一览无余
1. CURTIS controller from America
  2. WINNER pump station from Taiwan
  3. 240Ah large capacity battery
  4. REMA plug from Germany
  5. Reverse button, press this button, the truck will travel in reverse
  6. Press the red button in an emergency, cut down all the power, stop the truck
  7. Balance wheel with cover, protect the operator
  8. Large maintenance room



## 技术参数 TECHNICAL DATA

特性 Identification	产品型号 Model		CDD15					
	配置号 Config-code	无踏板扶手W/O pedal & handrail		S12/S15/S20				
驱动形式 Drive Unit	带踏板扶手With pedal & handrail		ST12/ST15/ST20					
驾驶方式 Operation type			电动 Electric					
额定载重 Load capacity	Q	kg	1200/1500/2000					
载荷中心 Load center	C	mm	600					
总长 Overall length	L	mm	1925					
总宽 Overall width	b	mm	840	840	840	940	940	940
总高 Overall height	H2	mm	2090	1825	2025	2125	2225	2325
起升高度 Lift height	H	mm	1600	2500	2900	3100	3300	3500
作业时最大高度 Max working height	H1	mm	2244	2144	3544	3744	3944	4144
货叉最小离地高度 Lowered fork height	h	mm	90					
货叉尺寸 Fork dimension	L1 x b2 x m	mm	1150 x 160 x 56					
货叉外宽 Maximum fork width	b1	mm	540/680					
转弯半径 Turning radius	Wa	mm	1525					
驱动电机功率 Drive motor power		KW	1.2					
提升电机功率 Lift motor power		KW	2.0					
蓄电池 Battery		Ah/V	240/24					
净重(不含电池) Weight w/o battery		kg	624	680	702	715	724	737
电池重量 Battery weight		kg	235					

注：最小堆垛通道Ast的计算请参附录 Note: Min. stacking aisle width(Ast), please refer to Appendix