




CL1306

Bus POS Specifications



CARDLAN 卡联

Shenzhen Cardlan Technology Co.,Ltd

CONTENTS

1. PRODUCT APPEARANCE.....	2
2. INTERFACE EXPLANATION.....	5
3. APPLICATION ENVIRONMENT.....	6
4. FUNCTION AND FEATURES.....	6
5. TECHNICAL PARAMETERS.....	6

1. Product appearance



Figure 1 CL1306 Front view




Figure 2 CL1306 rear view




Figure 3 CL1306 left side view



Figure 4 CL1306 right side view



2. Interface explanation

- Power supply interface:

2 pin aviation plug

- RS232、RS485communication interface

5pin aviation plug include RS232 and RS485 serial port communication

- Audio output interface:

Its electric resistance is 8 ohms. Through the socket, the user can directly connect to a horn or the external acoustics with power.

- USB interface

It supports U disk and USB keyboard. And it is used to upgrade and configure software and download related device files.

- PSAM card slot

The PSAM card slots are used for key decryption when the customer uses CPU card for consumption.

- SIM card slot

It is used for GPRS or 3G wireless communication, the SIM card slot is mainly used to achieve data transmission between the bus card reader and server when insert a SIM card.



3. Application Environment

CL1306 bus pos can support RFID card, with GPS positioning module, support GPRS, WIFI wireless communication etc. Can be used for electronic payment or card validation in following field:

- Public transport IC card payment
- Scenic spots/amusement park card payment
- Employee shuttle bus card validation
- Safety school bus IC card system

4. Function and features

- Support wireless communication, remote connect to server management software to realize real time time-revision, black-list downloading and data collection etc.
- Support data real time uploading or USB local data collection
- Support live voice prompts, supports 15 kinds of voice prompts: such as "student card", "employee card"
- Support consumption details and statistics query, according to card No., time, operator No., etc.

5. Technical parameters

Name :	Bus POS terminal
Operating System :	Linux2.6.17.14
CPU :	ARM9 core processor , 240Mhz
Memory :	32MBytes SDRAM , 128MB NANDFlash main memory
Memory Function	



Data Capacity :	259840 pcs of detailed data for console storage, unlimited data at GPRS storage
Blacklist :	91,880,000 pcs (download from PC with USB)
Working Environment	
Working Temperature:	-40°C~75°C
Storage Temperature:	-40°C~85°C
Working Humidity:	0-90% (non-condensing)
Physical Parameter	
Dimension:	151x195x48mm
Housing material:	Engineering plastics
LCD Display	
Display :	3.5 inch LCD display, 320x240
Indicator light :	Red and green
Keypad Function	
keypad :	4 operation button, on the rear side of the machine
Voice Prompt	
Sound Prompt :	Buzzer、 Single channel loudspeaker
Voice Prompt :	16KHz,16bit single channel voice prompt
Power Supply Specification	
Working Voltage :	DC 8V-50V
RFID Function	
Support Type :	ISO-14443 Type A/B
Reading Distance :	0~50mm
Working Frequency :	13.56Mhz



Card Capacity :	91,880,000 pcs
Card Type :	MiFare Classic, MiFare Desfire, support CPU card
Interface	
Communication Interface :	RS232,USB
Printing Function	
Printing module :	Support external POS58printer (need 5pinaviation plug turn DB9 cable)
Paper Width :	58mm
Positioning Function	
Position way :	GPS positioning
Working Mode	
Working Mode :	Stand-alone or connect to server
Power Consumption	
Power Consumption:	≤10 W
Communication Function	
Wireless Communication	Support GPRS(900Mhz/1800Mhz) or CDMA(800Mhz) module
WIFI	Support 802.11n/b/g standard,150Mbps,2.4Ghz
Warning Function	
Warning Function	Warning when card balance is insufficient or data memory is full
Data Collection Function	
Collection mode	WIFI/GPRS wireless collection and USB local collection

-----END-----