


FUSE / Automotive Fuse with LED

ASP-L Mini Blade Fuse with LED

Intelligent Blade Fuse is designed with an indicating device located on top which lights up when the fuse is blown, further provide easy identification for blown fuse that needs replacement inside the fuse box assembly.

PDF Download

Get Information



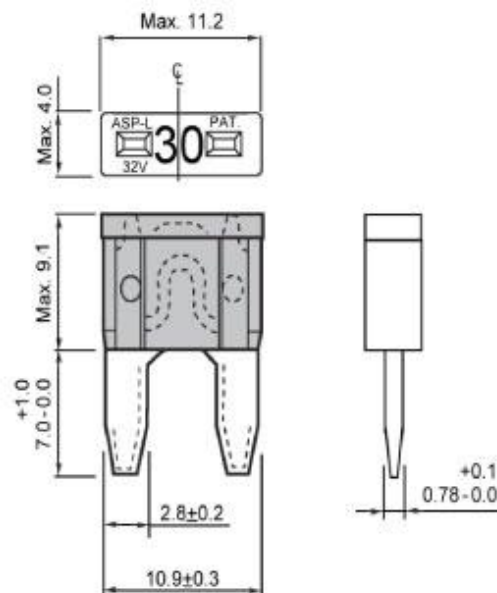
ZOOM IN

Feature

- I LED indicating device
- I Blade fuses are color-coded for easy amperage identification
- I Fuse body is made by Transparent plastic
- I Fuse element is made by Zinc Alloy
- I Rating from 2A to 30A

Specification

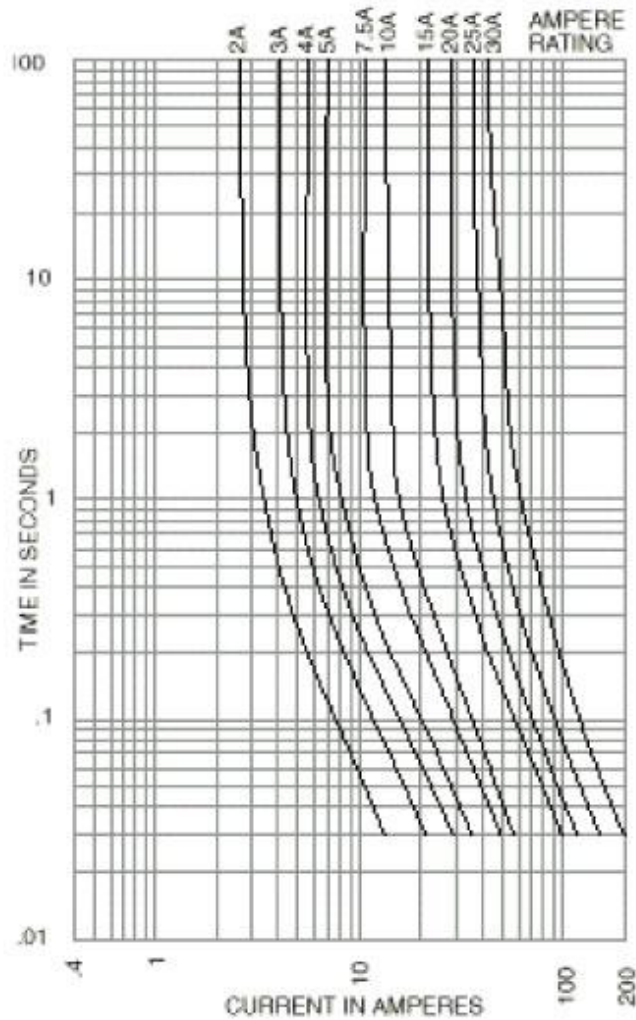
Dimension:



Electronic Characteristics:

TIME CURRENT CHARACTERISTICS			
% of Rating	Current Rating	Opening Time	
		Minimum	Maximum
110%	2 - 30 Amp	100 Hours	
135%	2 - 30 Amp		1800 Sec
200%	2 - 30 Amp		5 Sec

Average Time Current Curves



Item

Order List:

Catalogue Number	Ampere Rating	Voltage Rating	Color Code	Nominal Resistance Cold Ohms
ASP-L03	3	32	Violet	0.029
ASP-L04	4	32	Pink	0.020
ASP-L05	5	32	Tan	0.016
ASP-L07	7.5	32	Brown	0.010
ASP-L10	10	32	Red	0.0071
ASP-L15	15	32	Blue	0.0043
ASP-L20	20	32	Yellow	0.0031
ASP-L25	25	32	Natural	0.0022
ASP-L30	30	32	Green	0.0018

 Start Print

Canal Components Inc. Tel:+886-2-29161263 Fax:+886-2-29117574
Copyright ©2009 Canal Components Inc.. All rights reserved.