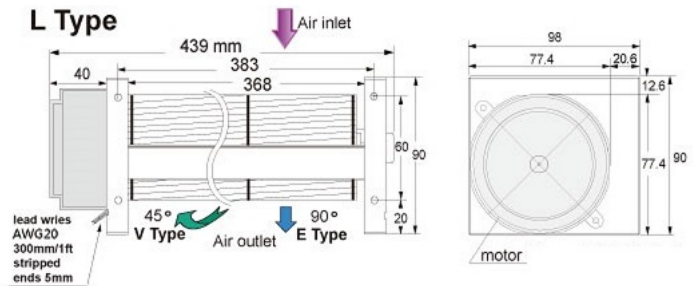



# ELECTRONIC ASSOCIATES (TAIWAN) LTD.

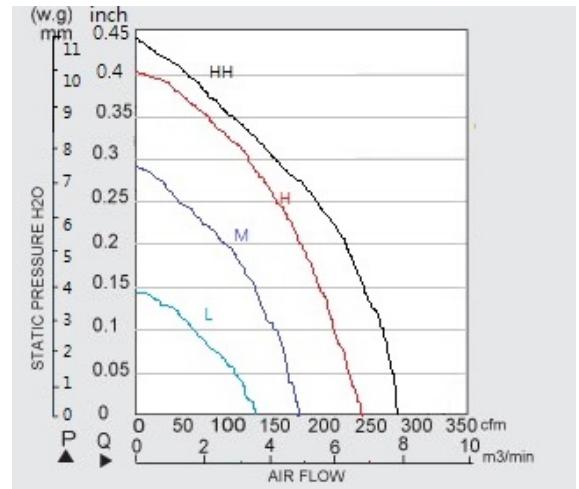
## DC CROSSFLOW FANS

### ECD6036 Series

Size: (360 x 439 x 90 mm) Metal Housing / Metal Impeller



- Motor Type: Microprocessor brushless DC Motor,
- Burnout Protection: Electronically protected, polarity & locked rotor protection
- Frame: Steel plate housing and frame, black coating
- Impeller: Aluminum alloy fan blades
- Bearing: 3 high precision permanently lubricated ball bearings
- Rotation: Motor at right side (R-CCW), left (L-CW) viewed from air outlet
- Connection: Wire leads, or terminal block connecting for choice
- Weight: 1,460 g (4.7Lbs)
- Dielectric Strength: Over 1 min. 500vac, maximum leakage 500 micro A
- Operating Temp: Acceptable -20C~+65C
- Storage Temp: -30C~+85C (65%RH)
- Life Expectancy: 55K hours at 45C, 30K hours at 60C



| Model No      | Rated Voltage | Input Power | Rated Current | Speed | Maximum Aiflow |     | Maximum Static Pressure |          | Noise Level |
|---------------|---------------|-------------|---------------|-------|----------------|-----|-------------------------|----------|-------------|
|               | VDC           | Watt        | Amp           |       | m3/min         | CFM | mm/H2O                  | Inch/H2O |             |
| ECD6036L-12HH | 12            | 50.4~55     | 4.2~4.6       | 3,100 | 7.6            | 270 | 10.92                   | 0.43     | 61          |
| ECD6036L-12H  | 12            | 31          | 2.67          | 2,700 | 6.5            | 230 | 10.41                   | 0.41     | 46          |
| ECD6036L-12M  | 12            | 25          | 2.1           | 2,200 | 5              | 177 | 7.37                    | 0.29     | 36          |
| ECD6036L-12L  | 12            | 20          | 1.67          | 1,500 | 3.4            | 120 | 3.56                    | 0.14     | 27          |
| ECD6036L-24HH | 24            | 50.4~55     | 2.1~2.3       | 3,200 | 7.8            | 275 | 11.18                   | 0.44     | 61          |
| ECD6036L-24H  | 24            | 31          | 1.29          | 2,800 | 6.8            | 240 | 10.41                   | 0.41     | 46          |
| ECD6036L-24M  | 24            | 25          | 1.04          | 2,200 | 5              | 177 | 7.37                    | 0.29     | 36          |
| ECD6036L-24L  | 24            | 20          | 0.83          | 1,500 | 3.4            | 120 | 3.56                    | 0.14     | 27          |
| ECD6036L-48HH | 48            | 50.4~55     | 1.1~1.2       | 3,200 | 7.8            | 275 | 11.18                   | 0.44     | 61          |
| ECD6036L-48H  | 48            | 31          | 0.64          | 2,800 | 6.8            | 240 | 10.41                   | 0.41     | 46          |
| ECD6036L-48M  | 48            | 25          | 0.52          | 2,200 | 5              | 177 | 7.37                    | 0.29     | 36          |
| ECD6036L-48L  | 48            | 20          | 0.42          | 1,500 | 3.4            | 120 | 3.56                    | 0.14     | 27          |