





Qingdao Tlead International Co. Ltd.
Add: 416, No.16, Fu Zhou Nan Road, Qingdao, 266071 China
Tel: +86-532-85775618 / 85754589 Fax: +86-532-85758711
Email: ma@tlead.biz Web: www.tlead.biz

Model MJ6138 Sliding Table Saw




Feeder



Feeder



Magnetic railings ruler digital display



Pressure feeder



-R protection hood

Features:

- ★Apply to processing all kinds of density boards, shaving boards, wood-based panels, ABS panels, PVC panels, organic glass plates and solid wood and others with wood structure and similar hardness;
- ★Movable table guide track is plating chromium steel balls structure, exact and durable;
- ★Made of high-strength extruded aluminum alloy, movable table is high in strength and won't bend;
- ★With oxidation treatment, movable table surface is beautiful and hardwearing.;



Qingdao Tlead International Co. Ltd.

Add: 416, No.16, Fu Zhou Nan Road, Qingdao, 266071 China
Tel: +86-532-85775618 / 85754589 **Fax:** +86-532-85758711
Email: ma@tlead.biz **Web:** www.tlead.biz

★Tilt angles of main and scoring saw blades are displayed directly by precision inclinometer. (Digital indicator is option).

Scope:

Apply to processing all kinds of density boards, shaving boards, wood-based panels, ABS panels, PVC panels, organic glass plates and solid wood and others with wood structure and similar hardness.

Dimensions sliding table	3800×360mm
Gross cut capacity	3800mm
Width of cut between saw blade and rip fence	1250mm
Saw blade Ø	300mm (Ø250-Ø300)
Height of cut with saw blade φ300mm at 45°	55°
Height of cut φ300mm	70mm
Speed of main saw blade	4000/6000rpm
Spindle diameter	30mm
Main motor	4kw
Scoring saw blade	120mm
Speed of scoring saw blade	8000rpm
Spindle of scoring saw	20mm
Motor	0.75kw
Net weight	690kg
Gross weight (wooden packing case)	830kg
Overall dimensions	3800×3150×900mm
Tilling saw blade	0-45°