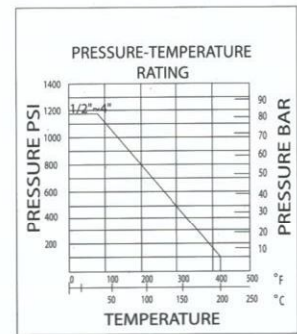



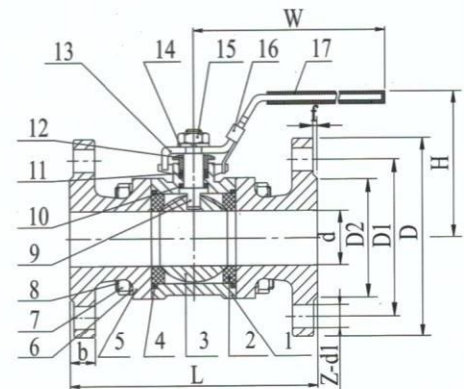
3-PC FLANGE BALL VALVE, FULL BORE, PN40, SIZE:1/2"-4"

- Investment Castings For Body And Cap
- Flange Ends: DIN 2543
- Face To Face :DIN 3202-F1
- Pressure Rating: PN40
- Material: CF8M,CF8,CF3M,WCB
- Pressure Test : API 598



MATERIAL LIST

| ITEM | PART | MATERIAL | QTY |
|------|---------------|-------------|-------|
| 1 | BODY | CF8M | 1 |
| 2 | BALL SEAT | R-PTFE(15%) | 2 |
| 3 | BALL | SS316 | 1 |
| 4 | BODY GASKET | PTFE | 2 |
| 5 | CAP | CF8M | 2 |
| 6 | SPRING WASHER | SS304 | 8(12) |
| 7 | NUT | SS304 | 8(12) |
| 8 | BOLT | SS304 | 4(6) |
| 9 | STEM | SS316 | 1 |
| 10 | THRUST WASHER | PTFE | 1 |
| 11 | STEM PACKING | PTFE | 1 |
| 12 | GLAND NUT | SS304 | 1 |
| 13 | HANDLE | SS304 | 1 |
| 14 | SPRING WASHER | SS304 | 1 |
| 15 | NUT | SS304 | 1 |
| 16 | LOCK DEVICE | SS304 | 1 |
| 17 | HANDLE COVER | PLASTIC | 1 |



DIMENSION TABLE

| SIZE | d | D | D1 | D2 | L | H | W | Z-Φd | b | f | N.M | KGS |
|--------|----|-----|-----|-----|-----|-----|-----|------|----|---|-----|-------|
| 1/2" | 15 | 95 | 65 | 45 | 130 | 84 | 146 | 4-14 | 16 | 2 | 5 | 1.90 |
| 3/4" | 20 | 105 | 75 | 58 | 150 | 87 | 146 | 4-14 | 18 | 2 | 8 | 2.84 |
| 1" | 25 | 115 | 85 | 68 | 160 | 93 | 153 | 4-14 | 18 | 2 | 10 | 3.54 |
| 1-1/4" | 32 | 140 | 100 | 78 | 180 | 99 | 153 | 4-18 | 18 | 2 | 14 | 5.22 |
| 1-1/2" | 40 | 150 | 110 | 88 | 200 | 114 | 217 | 4-18 | 18 | 3 | 18 | 6.56 |
| 2" | 50 | 165 | 125 | 102 | 230 | 122 | 217 | 4-18 | 20 | 3 | 25 | 8.85 |
| 2-1/2" | 65 | 185 | 145 | 122 | 290 | 150 | 251 | 8-18 | 22 | 3 | 48 | 15.20 |
| 3" | 76 | 200 | 160 | 138 | 310 | 161 | 251 | 8-18 | 24 | 3 | 75 | 19.40 |
| 4" | 94 | 235 | 190 | 162 | 350 | 180 | 291 | 8-22 | 24 | 3 | 110 | 26.60 |

E-MAIL: nancygao@public.qd.sd.cn
nancygao@bdchina.com

TEL: 0086/532/66753307 OR 013953280182
 FAX: 0086/532/66753309 OR 85791651