

# VS1-24 Indoor AC High Voltage Vacuum Circuit Switch

## Summary

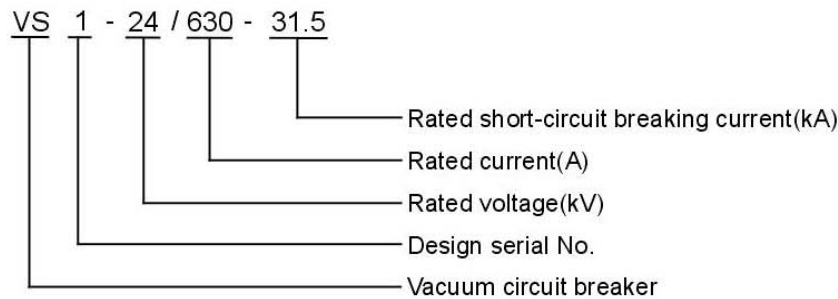
VS1-24 Model indoor AC HV vacuum circuit breaker is a type of holistic sealed HV switchgear with small volume and compact structure. It applies to power system of rated voltage 24kV, three-phase AC 50Hz, and used to control and protect electric apparatus and circuit with frequent operations. This product conforms to GB1984, JB3855 and DL403.



## Ambient condition

1. Altitude:  $\leq 1000\text{m}$ ;
2. Ambient temperature:  $-25^{\circ}\text{C}\sim+40^{\circ}\text{C}$ ;
3. Relative humidity: daily average  $\leq 95\%$ , monthly average  $\leq 90\%$ ;
4. Earthquake intensity:  $\leq 8$  degree;
5. Applicable occasions should free from inflammables, explosives, corrosives and severe vibration.

## Model



## Product feature

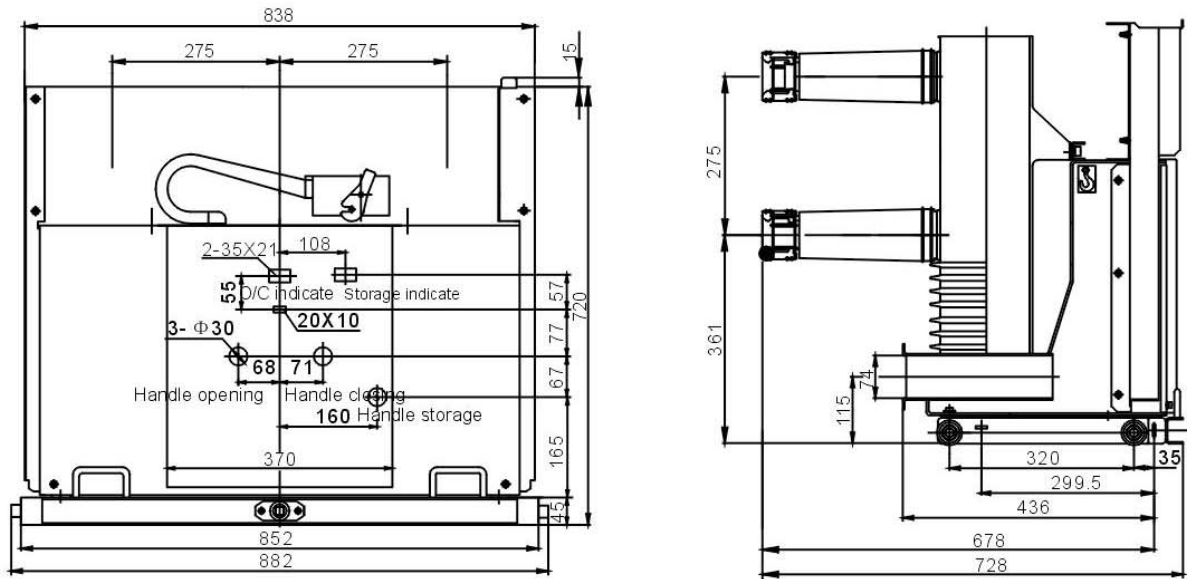
1. Holistic structure;
2. Sealed arc-extinguishing chamber;
3. High quality vacuum arc-extinguishing;
4. Sound mechanical feature;
5. Various mounting methods.

## Technical specification

No.	Item	Unit	Data			
1	Rated voltage	kV	24			
2	Rated frequency	Hz	50			
3	Rated current	A	630, 1000, 1250			1600
4	Rated short-circuit breaking current	kA	20	25	31.5	31.5
5	Rated short-circuit making current	kA	50	63	80	80
6	Rated short-circuit withstand current(4s)	kA	20	25	31.5	31.5
7	Rated peak withstand current	kA	50	63	80	80
8	Rated out-of-step breaking current	kA			12.6	12.6
9	Rated breaking current of out-of-phase earth fault	kA	17.4	21.7	27.4	27.4
10	Rated breaking times of short-circuit breaking current	Time	50			
11	Rated operating sequence		O-0.3s-C O-180s-CO			
12	Rated breaking current of single capacitor bank	A	630			
13	Rated breaking current of back-to-back capacitor bank	A	400			

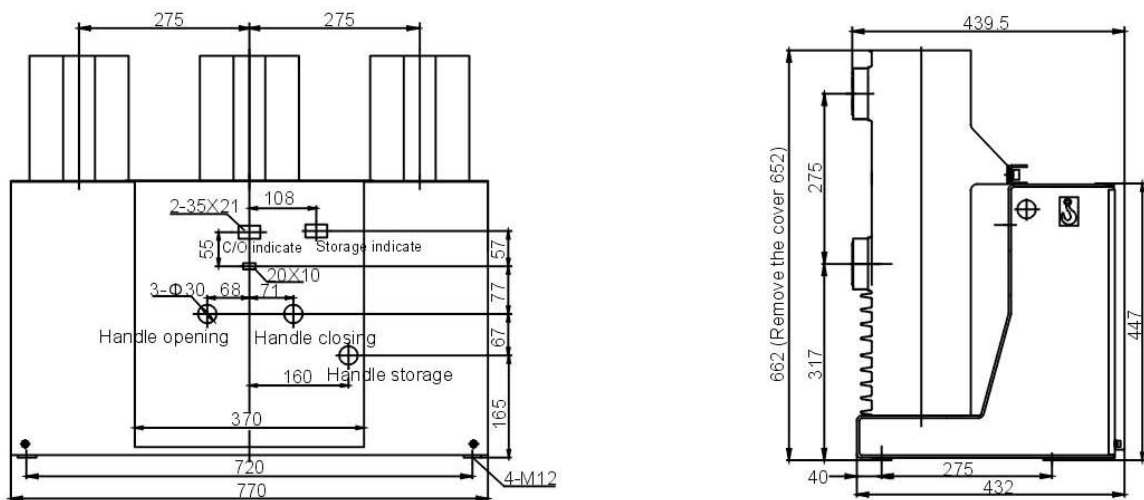
No.	Item	Unit	Data
14	1min P.F withstand voltage	kV	50
15	Lightning impulse withstand voltage	kV	125
16	Mechanical life	Time	20000
17	Closing time	ms	≤75
18	Opening time	ms	≤60
19	Storage time under rated voltage	s	≤10

## Product structure



Handcart type VS1 outline dimension

Rated current(A)	630	1000	1250	1600
Rated short-circuit breaking current (kA)	20,25	20,25,31.5	25,31.5	31.5
Size of fixed contact(mm)	φ 35	φ 35	φ 49	φ 55



Fixed type VS1 outline dimension

Rated current (A)	630	1000	1250	1600
Rated short-circuit breaking current(kA)	20,25	20,25,31.5	25,31.5	31.5