


91 Series BMR type Datasheet

THERMAL CIRCUIT BREAKERS (PUSH TO RESET)



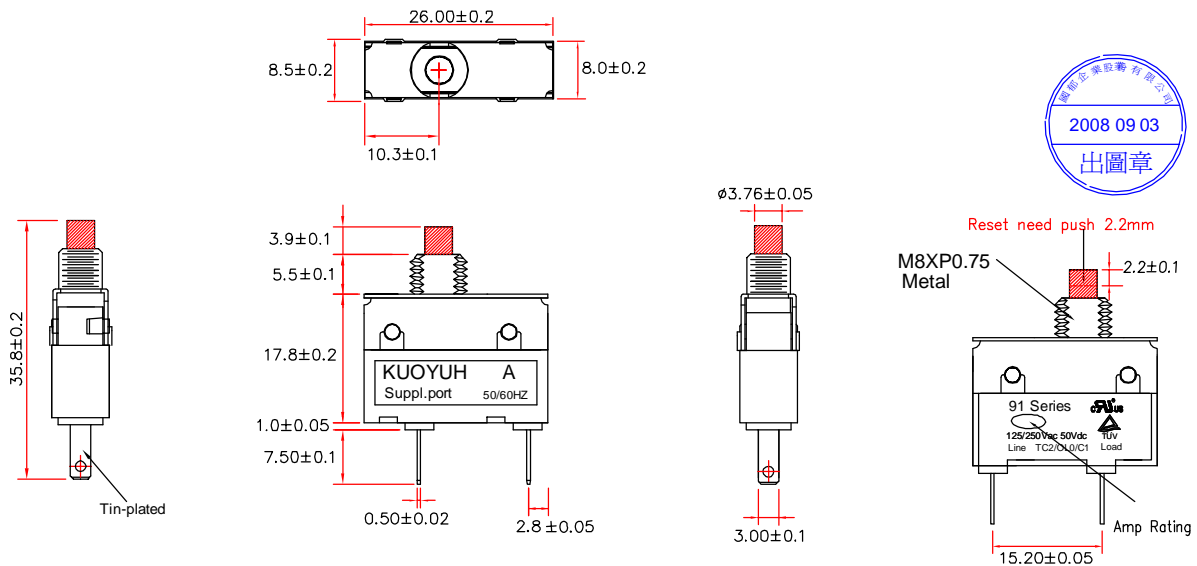
Issue: KUOYUH W.L. Enterprise Co.,Ltd.
Date: 2008/09/03
Author: Hunter Huang
Edition: F/0

91 Series Thermal Circuit Breaker

1. Amp rating: 1.0A~10.0A
 2. Voltage rating: 125/250Vac 50Vdc
 3. Interrupting capacity: 1,000A 125/250Vac 200A 50Vdc
 4. Dielectric Strength: 1,500VAC X 1 Minute
 5. Insulation resistance: >500M ohms
 6. Ambient Temperature: -10°C ~60°C
 7. Reset Time: Push To Reset (Within 20 sec)
 8. Resettable overload capacity: 6 time rated current
 9. Electrical Life: 200% of rated current: >1000 times
- Safety approved:
10. UL e155159(s) UL1077
 11. TUV R72070120 EN60934
 12. RoHS Compliant: YES

Calibration(at 25°C)

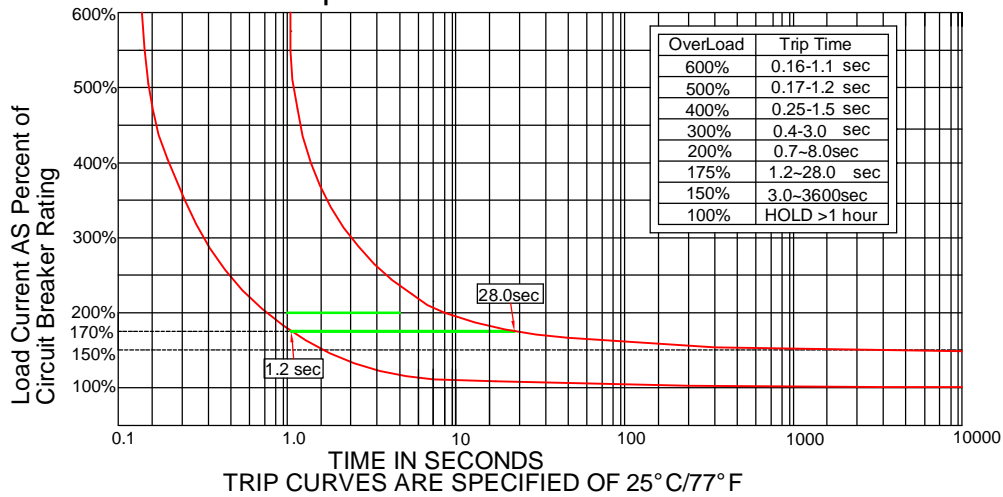
- 100% of rated current :Hold,no trip,>1hr
- 150% of rated current :Trip in 3,600 sec
- 175% of rated current: 1.2~28.0 sec
- 200% of rated current :0.7~8.0sec



91-BMR-XX-00

5			TOLERANCE		APPROVED	CHECK	DESING	DRAWER	UNIT	mm	
4			DIMENSION	TOLERANCE					SCALE	1:1	
3		XX.XX	±0.05	DATE					2008/09/03		
2		XX.X	±0.1	REV					F/0		
1		ANGLE	TOLERANCE	FILE NO					91 Series Circuit Breaker	TITLE	
NO	DESCRIPTION	DATE	X	±1°					KUOYUH W.L. Enterprise Co.,Ltd.		DRAWING NO
			X.X	±0.5°							

91 Series Trip Curves

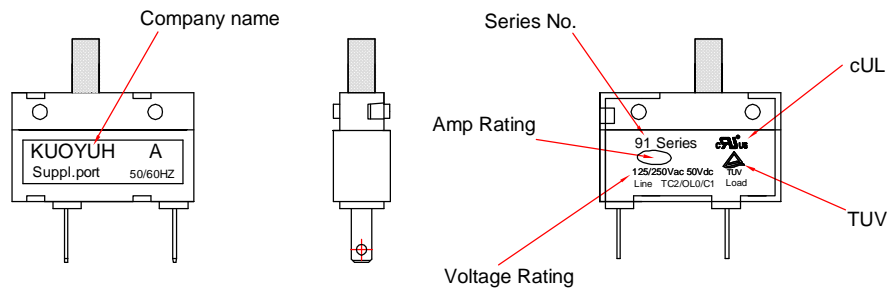


TRIP CURVES ARE SPECIFIED OF 25°C/77°F

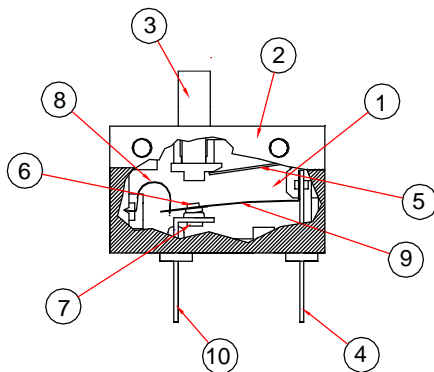
Ambient Temperature Correction Factor

The time/current characteristic curve depends on the ambient temperature prevailing. In order to eliminate nuisance tripping. Please multiply the current breaker current ratings by the derating factor shown below.

Ambient temperature	-10°C	0°C	10°C	25°C	40°C	50°C	60°C
Multiplication factor	1.30	1.20	1.10	1.00	0.85	0.73	0.60



Material List

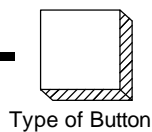


Name	Material
1 Basic	PBT 94-V0
2 Enclosure	PBT 94-V0
3 Push Rod	PBT 94-V0 or PC
4 #1 Terminal	Copper alloy C2680 0.5t
5 #1 Spring Sheet	SUS301 0.2t
6 #1 Contact	AgNi
7 #2 Contact	AgNi
8 #2 Spring Sheet	Copper alloy C5210 0.08t
9 Elastic Sheet	Bimetal (EMS or Sumitomo)
10 #2 Terminal	Copper alloy C2680 0.5t
11 Fitting Type	
Item no	91 Series Thermal Circuit Breaker

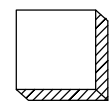
NO	DESCRIPTION	DATE	TOLERANCE	APPROVED	CHECK	DESING	DRAWER	UNIT	mm
5			TOLERANCE						
4			DIMENSION TOLERANCE					SCALE	1:1
3			XX.XX ±0.05					DATE	2008/09/03
2		XX.X ±0.1	REV					F/0	
1		XX ±0.15	TITLE					SPEC.1	
			ANGLE TOLERANCE	FILE NO	91 Series Circuit Breaker				
			X ±1°	KUOYUH W.L. Enterprise Co.,Ltd.					
			X.X ±0.5°					DRAWING NO	

Order Guide:

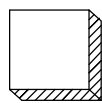
91-



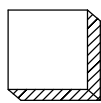
Type of Button



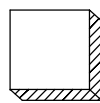
Fitting Plate



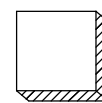
Color of Button



Rating Amp



Terminal Type



Terminal Finish

0= Plate with Tin
N= Plate with Nickel

Standard Rating:

0.6A	3.5A
0.8A	3.75A
1.0A	4.0A
1.25A	4.5A
1.5A	5.0A
1.6A	5.5A
1.75A	6.0A
2.0A	6.3A
2.25A	6.5A
2.5A	7.0A
2.75A	7.5A
3.0A	8.0A
3.15A	9.0A
3.3A	10.0A

R=Red (紅)
B=Black (黑)
Y=Yellow (黃)
U=Blue (藍)
G=Gray(灰)

0	B	2	L	Y

A	
B	
C	

N	No Fiting	M	Metal
P	Plastic	T	Metal

5			TOLERANCE		APPROVED	CHECK	DESING	DRAWER	UNIT	mm	
4			DIMENSION	TOLERANCE	 	 	 	SCALE	1:1		
3		XX.XX	±0.05	DATE				2008/09/03			
2		XX.X	±0.1	REV				F/0			
1		XX	±0.15	TITLE				SPEC.1			
NO	DESCRIPTION	DATE	ANGLE	TOLERANCE	FILE NO	91 Series Circuit Breaker		TITLE	SPEC.1		
			X	±1°	KUOYUH W.L. Enterprise Co.,Ltd.			DRAWING NO			
			X.X	±0.5°				DRAWING NO			