

**L400A**

Solderless pin tip plug  
short handle

**L400B**

Solderless pin tip plug  
long handle

**L4053**


Right angle test lead set  
banana plug type  
L=3ft

**L400C**

Solderless pin tip plug

**L407**

Test lead set  
banana plug type  
L=3ft

**L401**


Universal test lead kit  
(wire connector 90°)

**L410**


Test lead set  
(20 small clips)  
L=1ft

**L404**


Test lead set  
pin tip type  
L=3ft

**L4111**


Test lead set  
(10 small IC clips)  
L=1ft

**L405**


Test lead set  
banana plug type  
L=3ft

**L4112**

Test lead set  
clips & banana plugs  
L=3ft

**L4052**

Right angle test lead set  
banana plug type  
L=3ft

**L41125**

Right angle test lead set  
clips & banana plugs  
L=0.25M



**L41131**  
 Test lead set  
 clips & BNC male  
 L=3ft



**L4125**  
 Right angle test lead set  
 banana plug type  
 L=3ft



**L41132**  
 Test lead set  
 banana plugs & BNC male  
 L=3ft



**L41255**  
 Test lead set  
 banana plug type  
 L=3ft




**L41133**  
 Test lead set  
 IC clips & BNC male  
 L=3ft




**L4126**  
 Universal test lead kit  
 (wire connector 180°)



**L4114**  
 Test lead set  
 IC clips type  
 L=3ft



**L4130**  
 Test lead set  
 banana plug type  
 L=3ft




**L4122**  
 Right angle test lead set  
 banana plug type  
 L=3.5ft



**L4132**  
 Right angle test lead set  
 banana plug type  
 L=3ft



**L4124**  
 Right angle test lead set  
 pin tip type  
 L=3ft




**L41355**  
 Right angle test lead set  
 banana plug type  
 L=3ft



**L4136**  
Right angle test lead set  
banana plug type  
L=4.5ft



**L4150**  
Right angle test lead set  
2.5mm mono plug &  
2mm pin tips  
L=0.8M



**L4137**  
Test lead set  
banana plug type  
L=4ft



**L4160**  
Test lead set  
banana plug type  
L=2.5ft



**L4138**  
Test lead set  
banana plug type  
L=3ft  
Color : red, black



**L4172**  
100MHz oscilloscope probe kit  
Input voltage : 600VDC  
L=1.5M



**L4139**  
Test lead set  
banana plug type  
L=3ft  
Color : red, black



**L4140**  
Test lead set  
banana plug type  
L=1.0M  
Color : red, black



**L4331**  
2P din plug to  
2P din jack  
L=1.5M



**L4141**  
Test lead set  
banana plug type (2mm)  
L=0.3M  
Color : red, black



**L4332**  
2P din plug to  
2P din plug  
L=1.5M

