


## Desktop power supply

### Features:

- Universal input voltage
- Single output & Optional output connectors
- Over voltage protection
- Over current protection
- Over temperature protection
- Short circuit protection
- Constant Voltage & Constant Current
- 6~33 Vout include reverse protection
- 2 color LED indicator for loading status
- One year limited warranty



### SAFETY AGENCY APPROVALS



Specifications:	GPSU30X-CC Series:
Input voltage	100 ~ 240 VAC
Input frequency	50 ~ 60Hz ( Limits: 47 ~ 63 Hz )
Input current	0.7A Max.
Safety ground leakage current	0.25mA Max. @ 240 VAC / 50Hz
Output voltage	See rating chart
Output current	See rating chart
Output power range	30 watts Max.
Ripple	See rating chart
Over voltage protection	110%~135% rated output voltage, protected by Zener diode
Over current protection	Yes
Constant current protectoin	90%~110% constant limiting
Output short protection	Yes
Over thermal protection	140°C ± 10°C, auto-recovery by IC1 Tj
Temperature coefficient	All outputs ± 0.04%/°C maximum
Transient response	Maximum excursion of 4% or better on all models. Recovering to 1% of final value within 500uS after a 25% step load change
Operating temperature	0°C~+40°C See Derating chart
Storage temperature	-40°C to + 85°C
Relative humidity	5% to 95% non-condensing
Derating	Derated from 100% at+40°C linearly to 70% at 50°C
Efficiency	See rating chart
Setup up / Hold up / Rise time	200mS / 16mS / 50mS
Line regulation	±1% maximum for any input voltage change between input voltage range
Load regulation	±5% variations from minimum to maximum output current.Or see rating chart
Inrush current	15 AMPS @ 115 VAC, or 40 AMPS @ 230 VAC at 25°C cold start
Withstand voltage	4242VDC from input to output
Mean time between failure	100,000 hours minimum at full load at 25°C ambient
EMI requirements	(A)CE : Emission : EN55022 ; EN61000-3-2,3 / Immunity: IEC61000-4-2,3,4,5,6,11 (B)FCC 47 CFR Part 15 Subpart B. ICES-003 Issue 4 ANSI C63.4-2003 (C) VCCI J55014(H14):2001
Safety requirements	(A)UL 60950-1 (B) CSA C22.2 (C)TUV EN60950-1
Warranty	1 year

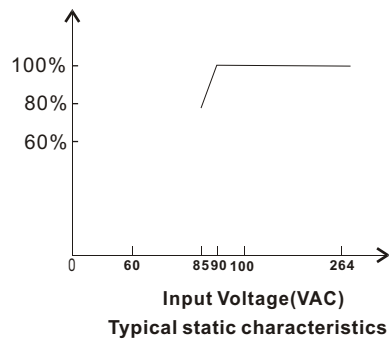
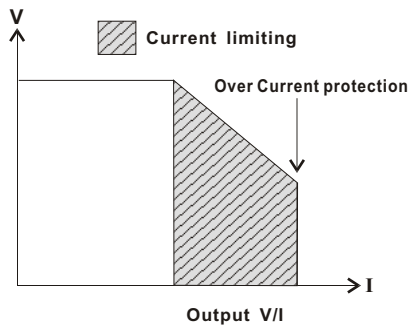
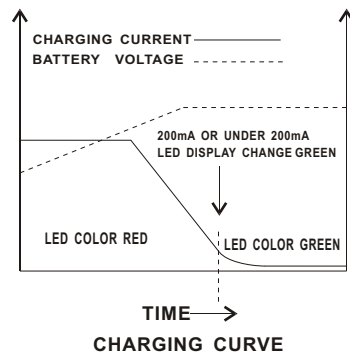
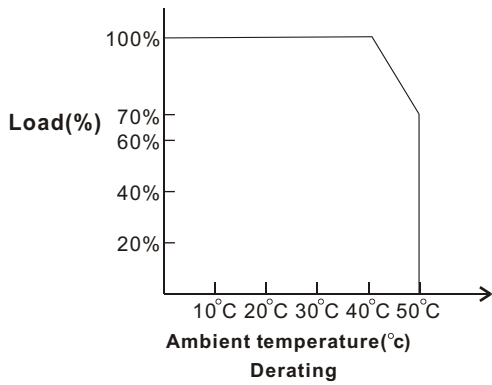
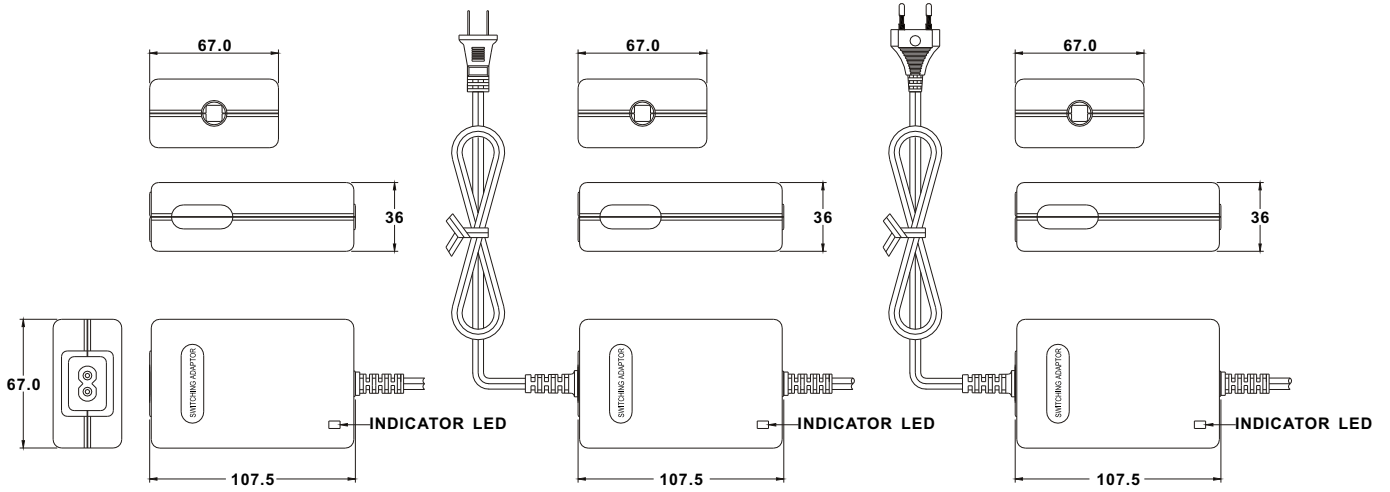
FIG 1(B)

FIG 2(U)

FIG 3(E)

USA

EURO



**X : B= IEC-320-C8(FIG1) or U= 2Pin American Type (FIG 2) or E= European Type (FIG 3)**

Model name	Output Voltage(VDC)	Output Current(A)	Max. Output power(W)	Ripple.(mV) max.	Line Regulation(%)	CHARGING VOLTAGE RANGE(V)	Avg.Eff.(%) 25,50,75,100% load	No load Power Consumption(W)	Measured at the output of
* GPSU30X-0-CC	3~5	4	20	50	1	3.6~4.4	55	< 1	4.2
* GPSU30X-1-CC	5~6	4.00~3.73	22.38	50	0.5	5~5.8	70	< 1	5.6
GPSU30X-1-1-CC	6~8	3.60~2.70	21.60	80	0.5	6.5~7.5	70	< 1	7.2
GPSU30X-2-CC	8~11	3.15~2.30	25.20	80	0.5	7.7~8.6	70	< 1	8.4
GPSU30X-4-CC	13~16	2.30~1.87	30	100	0.5	13.5~14.5	78	< 1	14.3
GPSU30X-5-CC	16~21	1.68~1.28	27	100	0.5	16~17	78	< 1	16.8
GPSU30X-6-CC	27~33	1.11~0.90	30	150	0.5	27.1~28.8	80	< 1	28.6

**\* NO LPS SAFETY**

Note:

- 1.Weight:Approx 300~400g
- 2.Optional output connectors(see page 72)