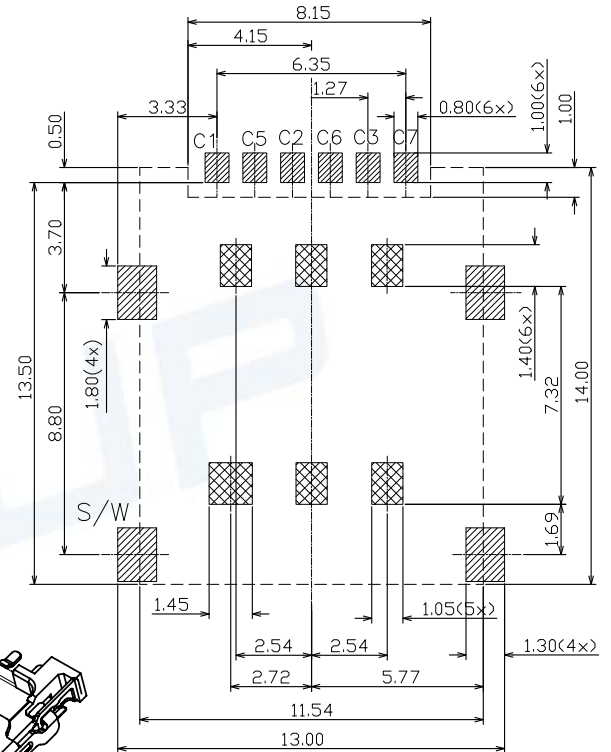
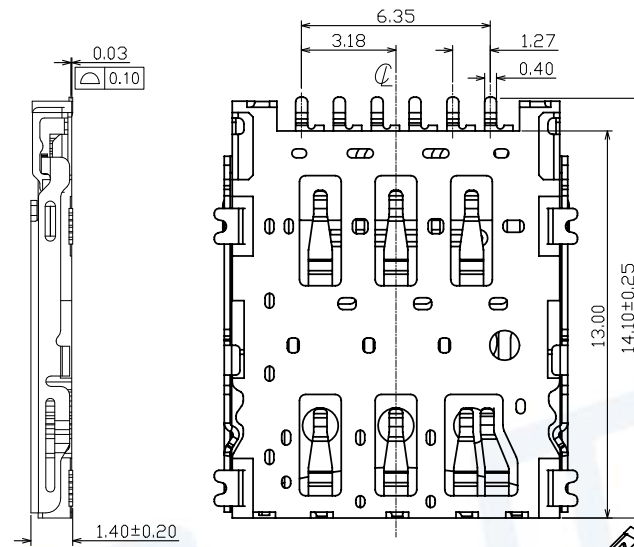
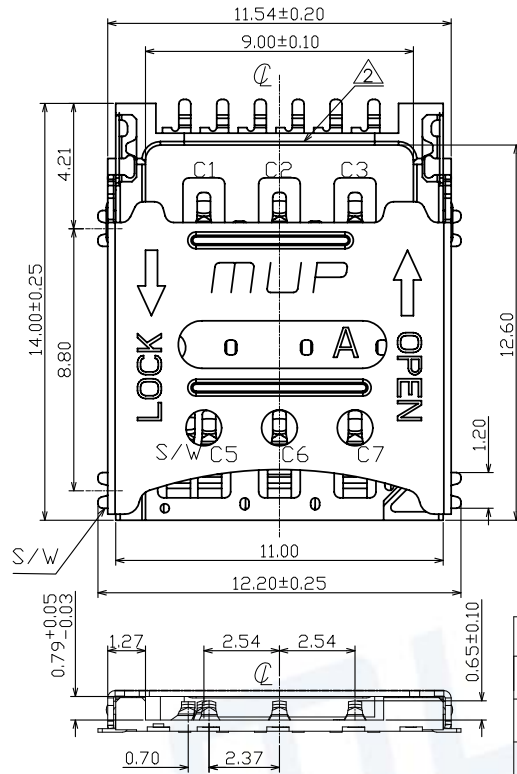
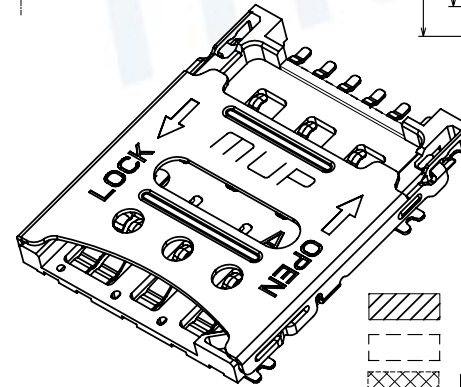


REV.	DESCRIPTION OF REVISIONS	APPR.	DRAW.	RELEASE	DATE
△	NEW REVISION				Mar.14.2018
△	Plastic structure change				Sep.08.2021



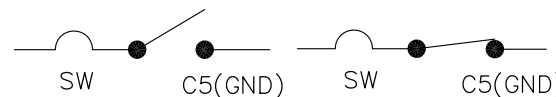
RECOMMENDED P.C.B LAYOUT
COMPONENT SIDE (TOLERANCE ±0.05)

- PAD AREA
- CONNECTOR OUTLINE
- NO PATTERN AND VIA HOLE IN THIS AREA



NANO SIM CARD	
Pin No.	ASSIGNMENT
C1	VCC(SUPPLY VOLTAGE)
C2	RST(RESET SIGNAL)
C3	CLK(CLOCK SIGNAL)
SW	DETECTION SWITCH
C5	GND
C6	VPP(VARIABLE SUPPLY VOLTAGE)
C7	I/O(DATA INPUT/OUTPUT)

ELECTRIC FUNCTION	DETECT SWITCH
WITHOUT CARD	OPEN
CARD INSERTED	CLOSED



SWITCH OPERATION DIAGRAM

TECHNICAL CHARACTERISTICS

1.General Characteristics

Dimensions:14.00LX11.54WX1.40H mm

Weight:Approx 0.50±0.2g

Durability:2,500 cycles min.

2.Electrical Characteristics

Contact resistance:50mΩ typical,
100mΩMax

Insulation resistance:>1000MΩ/500V DC

3.Solderability

Vaporphase:215°C, 30sec.Max

IR reflow:250°C,5sec.Max

Manual soldering:370°C.3sec.Max

4.Environmental Characteristics

Operating temperature:-40°C~+85°C

Operating humidity:10%~+95%RH

ITEM	PART NAME	Q'TY	MATERIAL	FINISH
1	HOUSING	1	Hi-temp Thermoplastic	Black UL94V-0
2	DATA CONTACT	6	Copper Alloy	Contact area:Gold plated
3	SHELL	1	Stainless Steel	

Unless otherwise specified, other tolerance are:

X	±0.35	X*	±5*
X.X	±0.25	X.X*	±4*
X.XX	±0.15	X.XX*	±3*
X.XXX	±0.10	X.XXX*	±2*

PROJ.	UNIT	SCALE
①	mm	1:1

CUSTOMER DRAWING

MUP MUP INDUSTRIAL CO.,LTD.

NAME: **Hinge Type NANO-SIM Card Connector**

MODEL NO: **MUP-C7802-2**

TYPE : **6PIN,H1.35mm WITH SWITCH PIN**

DRAWN	Henry Ou.03.2018	DWG NO.:	DWG-MUP-C7802-2
CHECKED	Henry Ou.03.2018	SHEET	1/1
APPROVAL	Simon 03.2018	REVISION	2

