
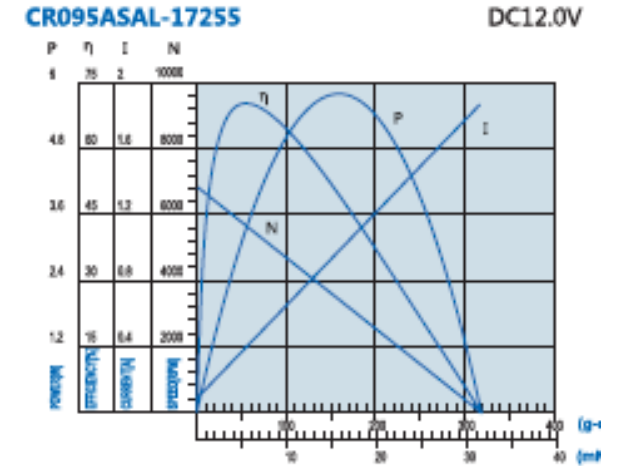


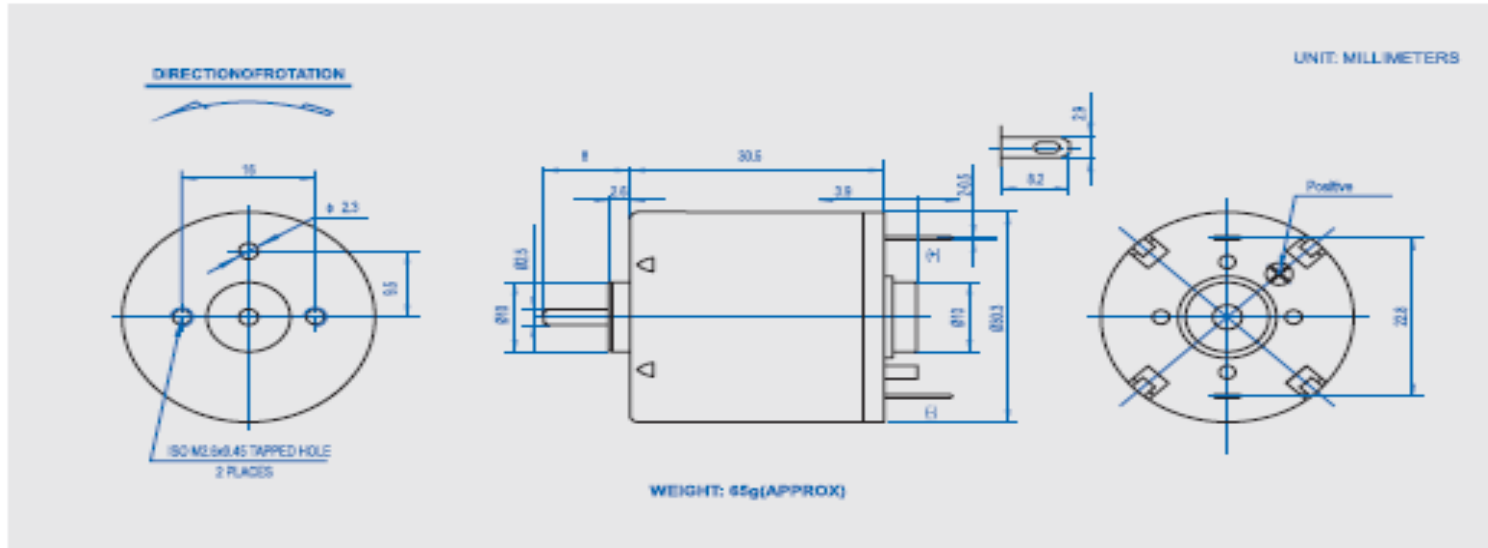
Model no.: CR095ASAL



Nominal voltage: DC12V  
 Operating range: DC9V-15V  
 No load current: 0.08A  
 No load speed: 6842rpm  
 Current with load: 0.4A  
 Speed with load: 5651rpm  
 Max efficient power: 3.34W  
 Max efficiency: 70%  
 Starting torque: 31.1mN.m  
 Starting current: 1.88A  
 Output: approx. 0.5W-20W



## Dimensions



Main applications:

1. Medical appliances: Air pumps.
2. Automotive system: massage chairs, adjustable lumbar.