





## RF-PC1



**Mobile Scan to experience Printing**



### Smart Phone Case Printer

-  **CMYK Ink System**
-  **Scan QR code to upload pic**
-  **Only 2-3minutes/case**
-  **Resolution up to 2880dpi**

- ◆ Mobile DIY Graphics, do not need Photoshop
- ◆ CMYK 4 colors UV inks
- ◆ Support 600+ hot cases
- ◆ Printer 35KG Only
- ◆ Iphone, Huawei, Xiaomi, Samsung, Vivo, Oppo etc.
- ◇ Printing one case only 2Minutes
- ◇ High resolution up 2160dpi
- ◇ Directly printing, inks dry immediately.
- ◇ Low Inks cost: \$0.05/pcs
- ◇ H5 Web application support English, Spanish, Russian able to develop.

## **Highly Performance**

- Build-in Mini PC, Do not connect extra Computer.
- Online Supports 600+ different cases printing, do not use photoshop to edit image.
- Easy to maintenance, one-key cleaning, nozzles check, pause.
- UV Lamp support 50,000hours working..
- Easy to Operating via mobile, Edit text, graphic, change printing size.

## Printing parameters

Printing size	All Phone cases
Printing Technology	UV Led
Printing Speed	2minutes/case
Inks	UV Inks CMYKW
Application	Mobile phone cases
Printing modes	8pass/12pass/16pass
Thickness	2-3mm
Resolution	Up to 2160×720 dpi
Print head	On demand Epson XP600 Piezo electric printhead. Made-in-Japan.

## Printer's specification

Interface	Network Cable
Operating system	MINI PC
Printer size	600×470×380 mm
Shipping size	700×570×560mm
Printer Weight	35KG
Shipping Weight	50KG
Flatbed Transmission	Servo Motor
Content of box	power cable, user's manual book, spare parts package, USB Driver, Keydog, extra dampers, Inks tunnel etc.

## Software



Colorpark: Mobile Printing APP, Full automatically



Printexp.exe: Setting the Original Printing position, Printing direction, Inkjet way and nozzles numbers

Mobile App Experience Link:

[https://h5.colorpark.cn/#/pages/index/detailsphone?machine\\_id=100072&language=en-us](https://h5.colorpark.cn/#/pages/index/detailsphone?machine_id=100072&language=en-us)

## Printing process

1. Running the Colorpark App and Riprint software in MINI PC

2. Select the Case type and put it on the holder.

3. Open Discover to scan Colorpark app choose the case model you need.

4. Edit picture size and position, or edit text on picture

5. Find the print task on Colorpark, then Click printing.

6. Pick up the cases and packaging for your customer.



Copyright © Shenzhen Refinecolor Technology Co., Ltd

Contact: Frank Su

Email: [frank@refinecolor.com](mailto:frank@refinecolor.com)

WhatsApp: +86 18664910925