Item	Date	Remark
A	20150424	Original Drawing

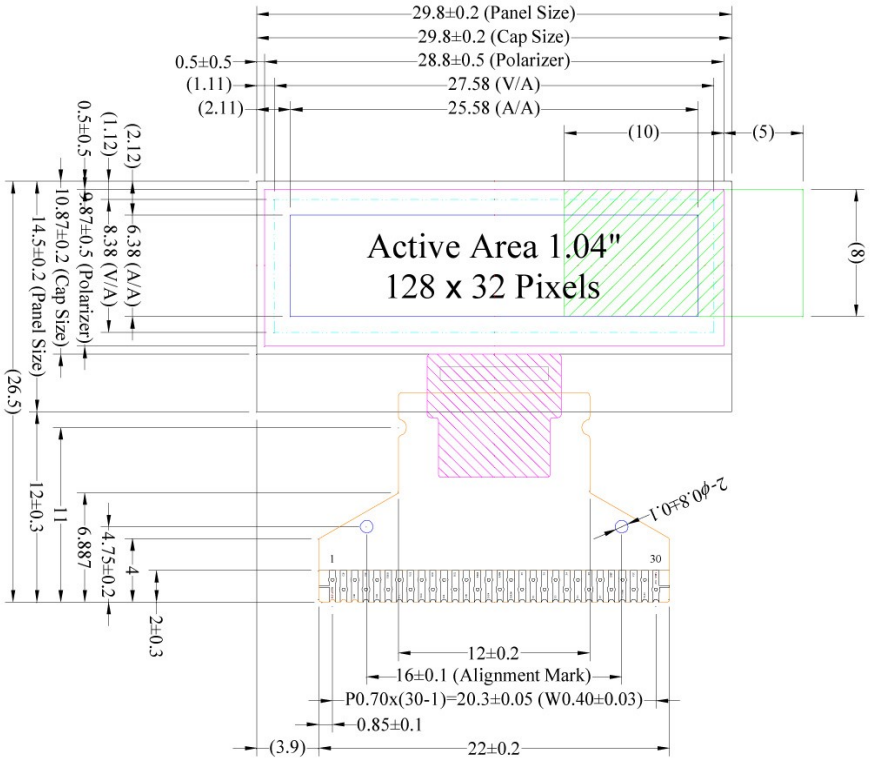

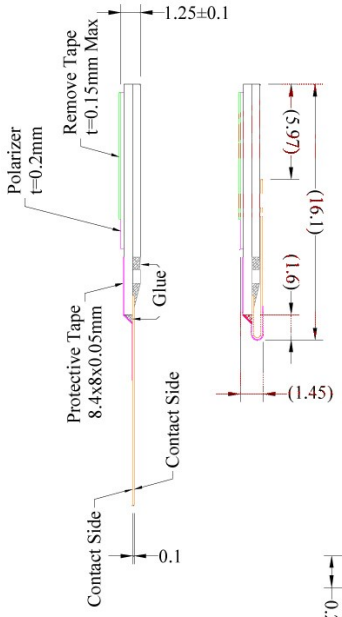

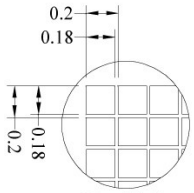

Detail "A"
Scale (10:1)

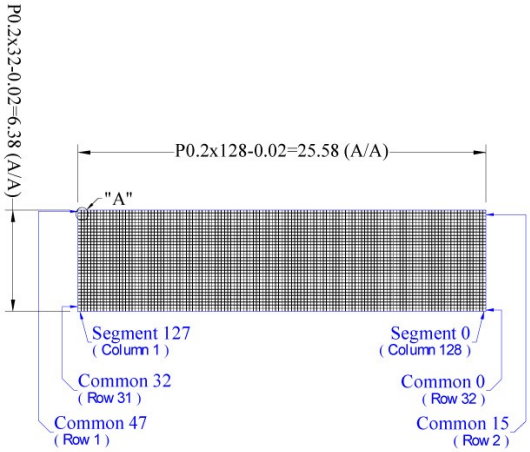

Pin	Symbol
1	N.C. (GND)
2	C2P
3	C2N
4	C1P
5	C1N
6	VDDB
7	N.C.
8	VSS
9	VDD
10	BS0
11	BS1
12	BS2
13	CS#
14	RES#
15	D/C#
16	R/W#
17	E/RD#
18	D0
19	D1
20	D2
21	D3
22	D4
23	D5
24	D6
25	D7
26	IREF
27	VCOMH
28	VCC
29	VLSS
30	N.C. (GND)

otes:
Color: White
Driver IC: SSD1306
Interface: 8-bit 68XX/80XX Parallel, 3-/4-wire SPI, I2C
General Tolerance: ±0.30
The total thickness (1.35 Max) is without polarizer protective film & remove tape.
The actual assembled total thickness with above materials should be 1.6 Max.

精进光电 JINGJIN

东莞市精进光电有限公司

Jingjin Optoelectronics Co., Lt

DRAWN		UNIT	Customer NO.
		mm	
CHECKED	SCALE	NO.	Part NO. JOS1042011Z1
	1:1	1/1	
APPROVED	DATE	VERSION	TITLE OUTLINE
		A	