

# Model no.: WRT-395SA-2356

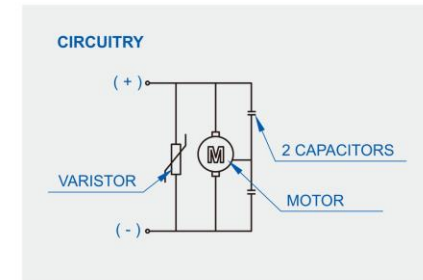
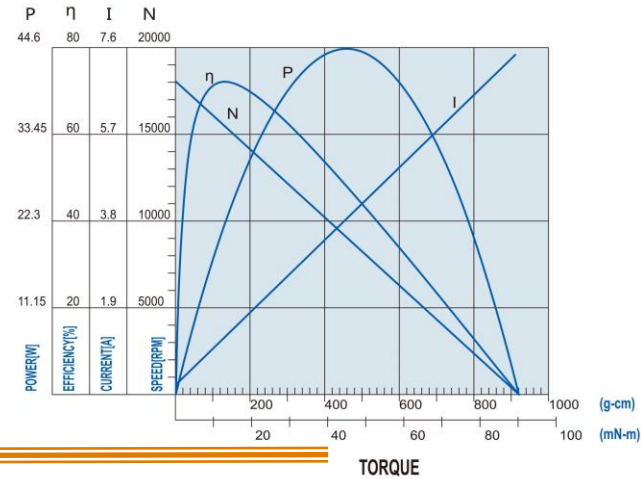


### Main applications:

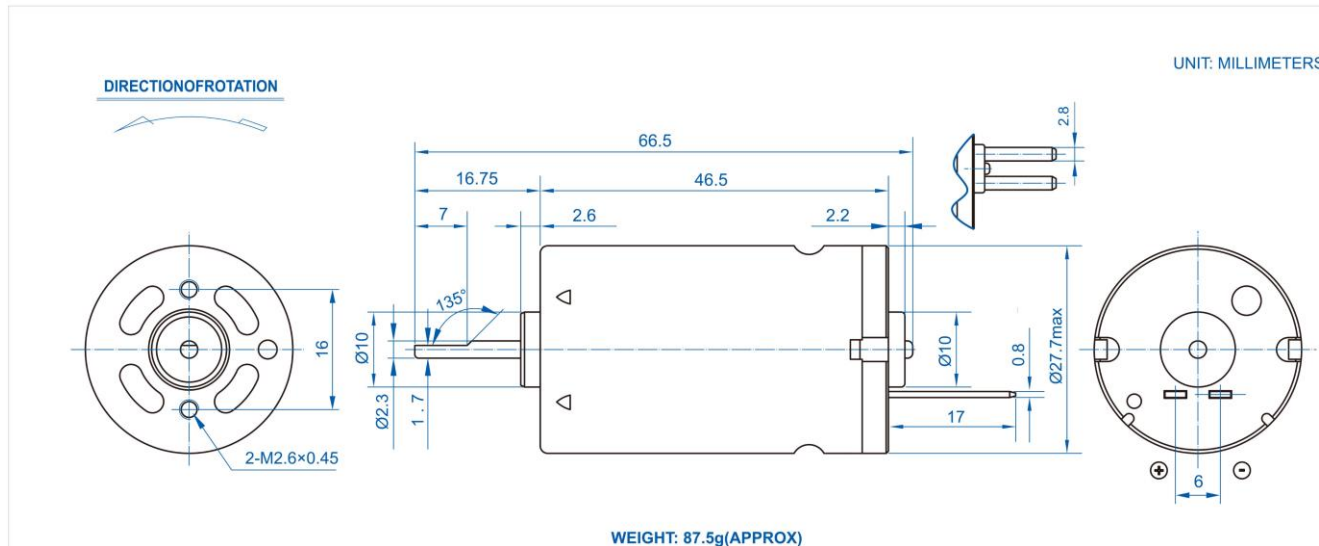
1. Automotive system:  
Automatic Water Pump;
2. Robot: Sweeping robots.

WRT-395SA-2356

DC24.0V



## Dimensions



Nominal voltage:	DC24V
Operating range:	DC22V-26V
No load current:	0.21A
No load speed:	18074rpm/min
Current with load:	1.27A
Speed with load:	15457rpm/min
Power at max efficiency:	22W
Starting torque:	89.9mN.m
Starting current:	7.5A
Output:	1.0W-55W