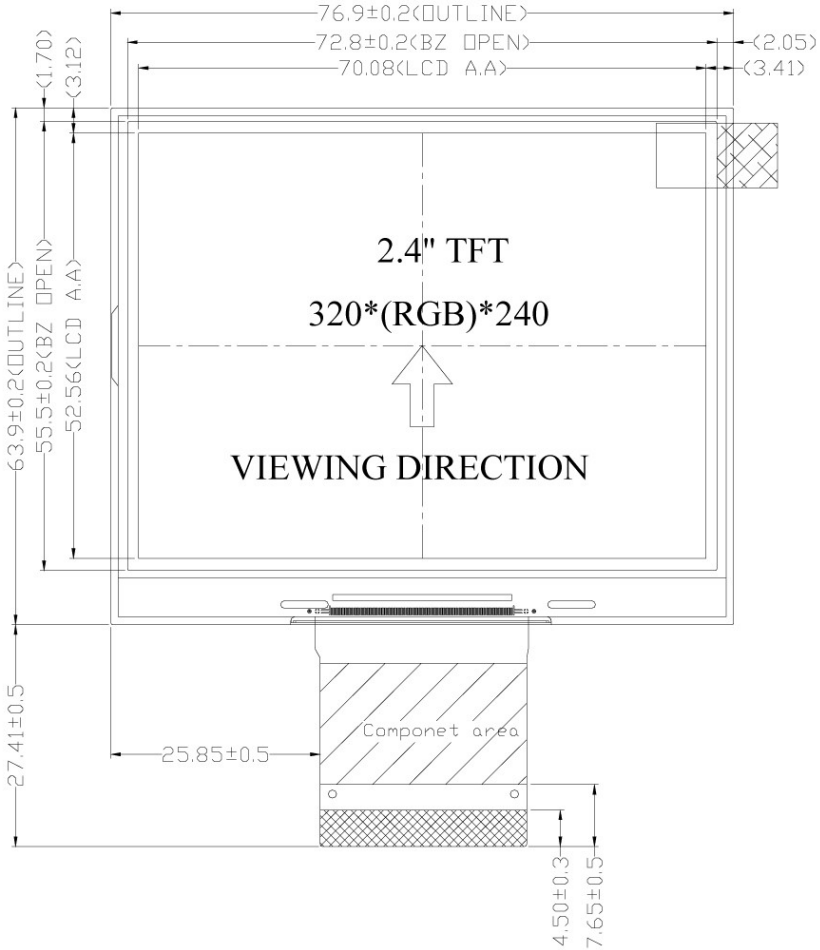

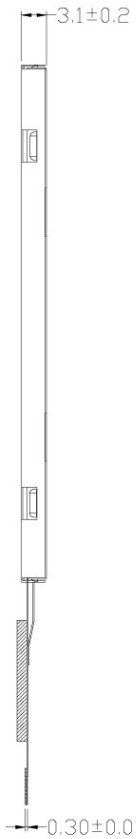

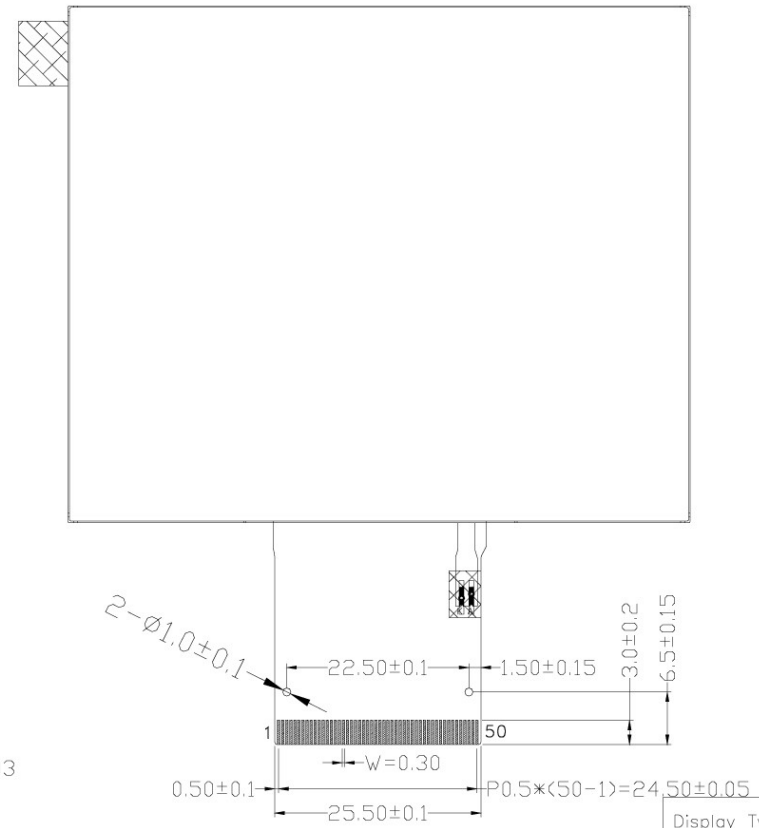

PIN DESCRIPTION

PIN NO	SYMBOL	PIN NO	SYMBOL
1	VCI	26	D6
2	VCI	27	D5
3	VSS	28	D4
4	VDDIO	29	D3
5	VSS	30	D2
6	RESET	31	D1
7	DC/SDC(RS)	32	D0
8	E/RD	33	VSS
9	WR	34	DOTCLK
10	CS	35	HSYNC
11	SCL	36	VSYNC
12	SDO	37	OE
13	SDI	38	VSS
14	WSYNC(NC)	39	PS0
15	D17	40	PS1
16	D16	41	PS2
17	D15	42	PS3
18	D14	43	VSS
19	D13	44	NC
20	D12	45	NC
21	D11	46	NC
22	D10	47	NC
23	D9	48	VSS
24	D8	49	LEDK
25	D7	50	LEDA

Display Type	TFT TRANSMISSIVE,POSITIVE
Optimum Viewing Direction	6 O'CLOCK
Upper Ploarizer Type	Anti-Glare
LCD Driver IC	SSD2119
Operating Voltage	VCI/VDDIO=3.3V
Operation Temperature	-20°C TO 70°C
Storage Temperature	-30°C TO 80°C
Interface	MCU/SPI+18BIT RGB
Backlight	6-CHIP WHITE LED
Surface luminance	1800 cd/m²? TYP.)
White X/Y	---

LED CIRCUIT DIAGRAM
19.2V@20mA

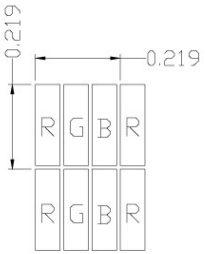

Pixtel Detail

NOTES:
1. General Tolerance: ±0.2
2. ( )reference dimension.
3. Recommended Case Open Area Should Be Less Than Module V.A
4. recommended cushion adherent area:TP V.A+1.6mm
5. ROHS MUST BE COMPLIANT

精进光电 JINGJIN	东莞市精进光电有限公司 Jingjin Optoelectronics Co., Ltd.		
DRAWN		UNIT	Customer NO.
		mm	
CHECKED	SCALE	NO.	Part NO. JTA351402501T1
	1:1	1/1	
APPROVED	DATE	VERSION	TITLE OUTLINE
		A	