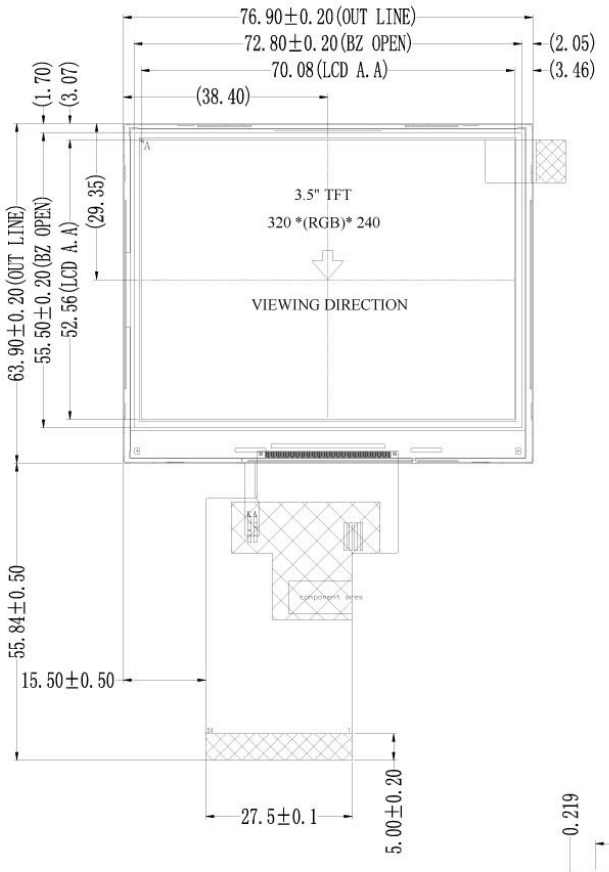

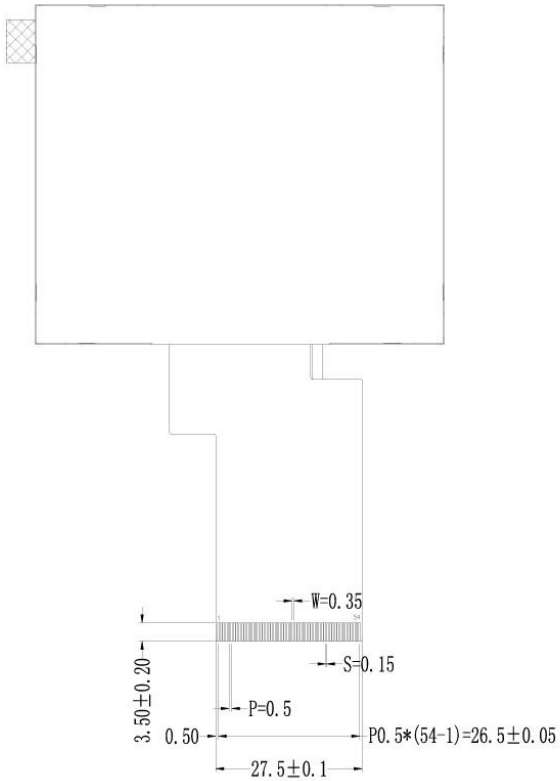

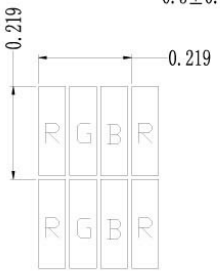

Pixtel Detail

LED CIRCUIT DIAGRAM
19.2V@20mA

PIN DESCRIPTION

1	LEDK	29	D17
2	LEDK	30	D18
3	LEDA	31	D19
4	LEDA	32	D20
5	NC	33	D21
6	NC	34	D22
7	NC	35	D23
8	RESET	36	HSYNC
9	SPENA	37	VSYNC
10	SPCK	38	CLK
11	SPDA	39	NC
12	D00	40	NC
13	D01	41	VDD
14	D02	42	VDD
15	D03	43	NC
16	D04	44	NC
17	D05	45	NC
18	D06	46	NC
19	D07	47	NC
20	D08	48	NC
21	D09	49	NC
22	D10	50	NC
23	D11	51	NC
24	D12	52	DEN
25	D13	53	GND
26	D14	54	GND
27	D15		
28	D16		

Display Type	TFT TRANSMISSIVE,POS
Optimum Viewing Direction	12 O'CLOCK
Upper Ploarizer Type	Anti-Glare
LCD Driver IC	NV3035GTC
Operating Voltage	VDD=3.3V
Operation Temperature	-20°C TO 70°C
Storage Temperature	-30°C TO 80°C
Interface	24BIT -RGB+SPI
Backlight	6-CHIP WHITE LED
Surface luminance	380 cd/m²? TYP.)
White X/Y	---

TES:
neral Tolerance: ±0.2
)reference dimension.
commended Case Open Area Should Be Less Than Module V.A
ommended cushion adherent area:TP V.A+1.6mm
HS MUST BE COMPLIANT

精进光电 JINGJIN
东莞市精进光电有限公
Jingjin Optoelectronics Co.

DRAWN		UNIT	Customer NO.
		mm	
CHECKED	SCALE	NO.	Part NO. JTA35140200
	1:1	1/1	
APPROVED	DATE	VERSION	TITLE OUTLINE
	2015.11.23	A	