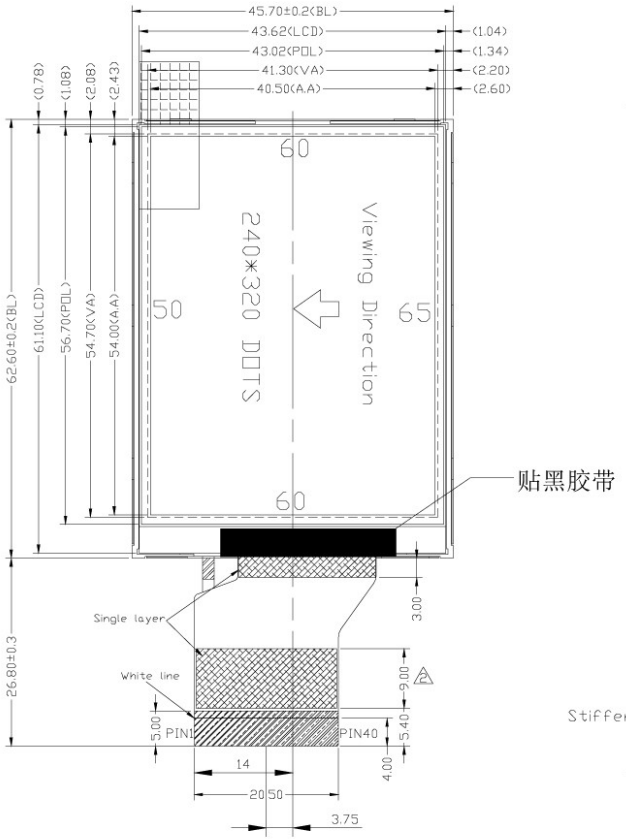

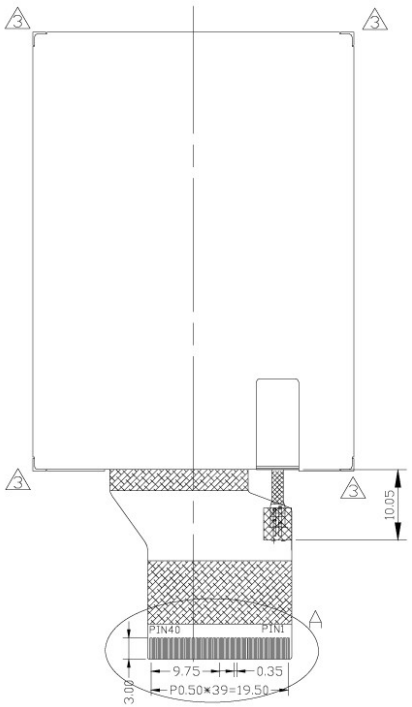

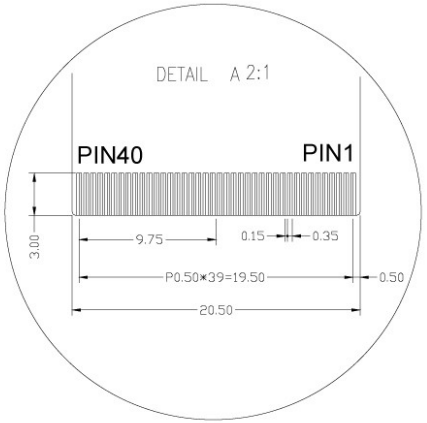

PIN	S
1	
2	I
3	
4	L
5	
6	VD
7	
8	VDDI
9	
10	
11	
12	
13	
14	
15	
16	
17	
18	I
19	V
20	H
21	
22	
23	
24	
25	
26	V
27	
28	
29	V
30	
31	
32	V
33	V
34	
35	
36	
37	
38	
39	R
40	V



BACKLIGHT CIRCUIT DIAGRAM

12.8V@20mA

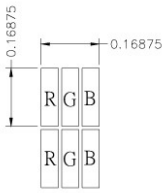

Pixtel Detail

Display Type	TFT
	TRANSMISSIVE,POSITIV
Optimum Viewing Direction	3:00 CLOCK
Upper Ploarizer Type	GLARE
LCD Driver IC	ILI8961
Operating Voltage	VDD=3.3V
Operation Temperature	−20°C TO 70°C
Storage Temperature	−30°C TO 80°C
Interface	SPI+8bit−RGB
Backlight	4−LED WHITE 20M
Surface luminance	350cd/m²(TYPE)±
White X/Y	−−

S:
ral Tolerance: ±0.2
Ireference dimension.
nmended Case Open Area Should Be Less Than Module V.A
nmended cushion adherent area:TP V.A+1.6mm
MUST BE COMPLIANT

精进光电 JINGJIN

东莞市精进光电有限

Jingjin Optoelectronics Co

DRAWN		UNIT	Customer NO.
		mm	
CHECKED	SCALE	NO.	Part NO. JTA27140110
	1:1	1/1	
APPROVED	DATE	VERSION	TITLE OUTLINE
		A	