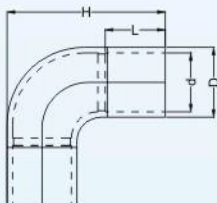


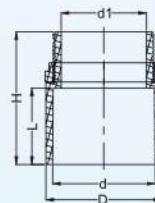
# Conduit System

(AS/NZS 2053.2:2001)



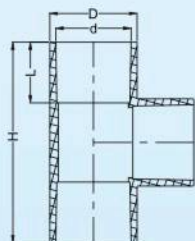
Inspection Elbow 90 °

Nom Size	D	d	L	H	Part Number
20	23.7	20.4	22.2	60.5	AS11020
25	28.5	25.2	22.9	64.0	AS11025



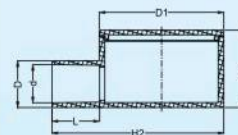
Converting Adaptor c/w Lock Rings

Nom Size	D	d	L	d1	H	Part Number
20	24.8	20.0	21.0	13.0	35.7	AS14020
25	31.8	25.0	23.2	19.1	40.0	AS14025
32	37.3	32.3	29.5	25.7	49.4	AS14032
40	45.4	40.2	29.9	33.4	52.0	AS14040
50	57.4	50.2	38.5	42.0	64.5	AS14050



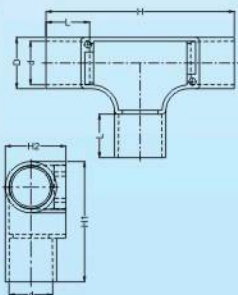
Solid Tee

Nom Size	D	d	L	H	Part Number
20	24.2	20.2	16.4	54.3	AS12020
25	29.2	25.2	20.4	67.3	AS12025



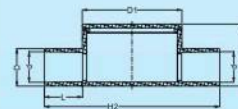
CIRC. J/BOX with 1 way entry

Nom Size	D	d	L	D1	H1	H2	Part Number
20	24.4	20.2	20	65.6	41	85	AS15020
25	29.4	25.2	25	65.6	41	90	AS15025



Inspection Tee

Nom Size	D	d	L	H	H1	H2	Part Number
20	24.0	20.0	22.0	92	55.0	27.0	AS13020
25	29.4	25.0	25.0	108	69.0	34.8	AS13025
32	36.0	32.2	27.6	120	77.8	41.5	AS13032

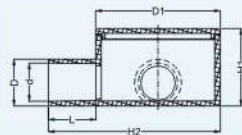


CIRC. J/BOX with 2 way through entries

Nom Size	D	d	L	D1	H1	H2	Part Number
20	24.4	20.2	20	65.6	41	105	AS16020
25	29.4	25.2	25	65.6	41	115	AS16025

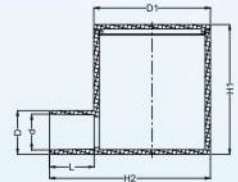
# Conduit System

(AS/NZS 2053.2:2001)



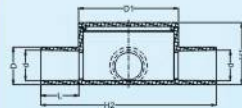
CIRC. J/BOX with 2 way angle entries

Nom Size	D	d	L	D1	H1	H2	Part Number
20	24.4	20.2	20	65.6	41	85	AS17020
25	29.4	25.2	25	65.6	41	90	AS17025



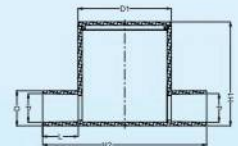
DEEP J/BOX with 1 way entry

Nom Size	D	d	L	D1	H1	H2	Part Number
20	24.4	20.2	20	65.6	71	85	AS20020
25	29.4	25.2	25	65.6	71	90	AS20025



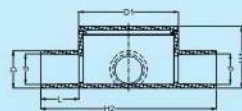
CIRC. J/BOX with 3 way entries

Nom Size	D	d	L	D1	H1	H2	Part Number
20	24.4	20.2	20	65.6	41	105	AS18020
25	29.4	25.2	25	65.6	41	115	AS18025



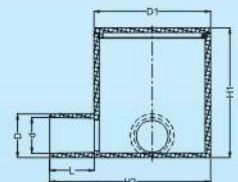
DEEP J/BOX with 2 way through entries

Nom Size	D	d	L	D1	H1	H2	Part Number
20	24.4	20.2	20	65.6	71	104	AS21020
25	29.4	25.2	25	65.6	71	114	AS21025



CIRC. J/BOX with 4 way entries

Nom Size	D	d	L	D1	H1	H2	Part Number
20	24.4	20.2	20	65.6	41	105	AS19020
25	29.4	25.2	25	65.6	41	115	AS19025

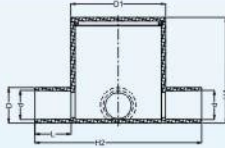


DEEP J/BOX with 2 way angle entries

Nom Size	D	d	L	D1	H1	H2	Part Number
20	24.4	20.2	20	65.6	71	85	AS22020
25	29.4	25.2	25	65.6	71	90	AS22025

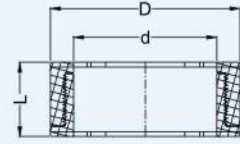
# Conduit System

(AS/NZS 2053.2:2001)



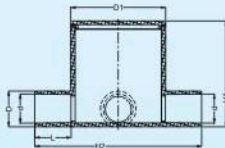
DEEP J/BOX with 3 way entries

Nom Size	D	d	L	D1	H1	H2	Part Number
20	24.4	20.2	20	65.6	71	104	AS23020
25	29.4	25.2	25	65.6	71	114	AS23025



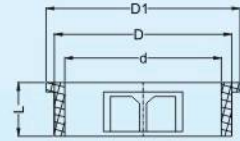
Male to female Conduit Bushes

Nom Size	D	d	L	Part Number
25	32.0	21.0	18.0	AS27025
32	38.7	26.6	17.8	AS27032
40	47.6	34.5	23.6	AS27040
50	57.7	43.6	22.6	AS27050



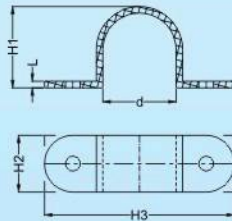
DEEP J/BOX with 4 way entries

Nom Size	D	d	L	D1	H1	H2	Part Number
20	24.4	20.2	20	65.6	71	104	AS24020
25	29.4	25.2	25	65.6	71	114	AS24025



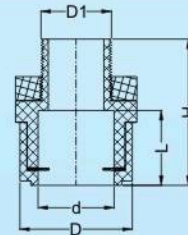
Black Circle

Nom Size	D	d	L	H	Part Number
20	22.8	20.5	16.6	10.3	AS28020
25	28.9	25.3	20.0	12.0	AS28025
32	41.6	38.0	33.6	11.5	AS28032



Saddle

Nom Size	D	d	L	d1	H	Part Number
20	19.6	2.2	21.4	19	63.6	AS26020
25	24.5	2.2	27.2	19	63.5	AS26025
32	31.2	2.6	34.6	19	71.2	AS26032



Straight Glands

Nom Size	D	d	L	D1	H	Part Number
20	30	20.2	20	18.8	39	AS29020
25	37	25.3	26	23.9	49	AS29025
32						AS29032
40						AS29040
50						AS29050