

1 2 3 4 5 6 7 8 9

G

F

E

D

C

B

A

G

F

E

D

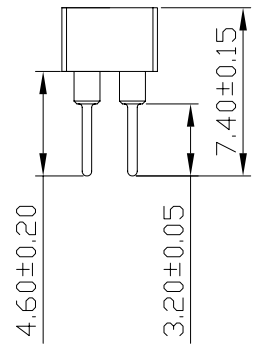
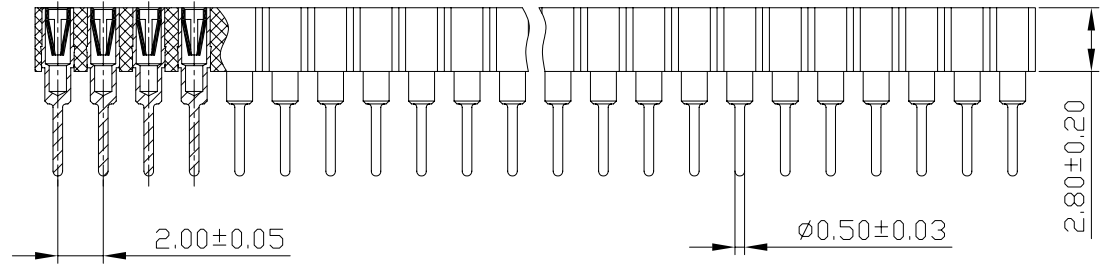
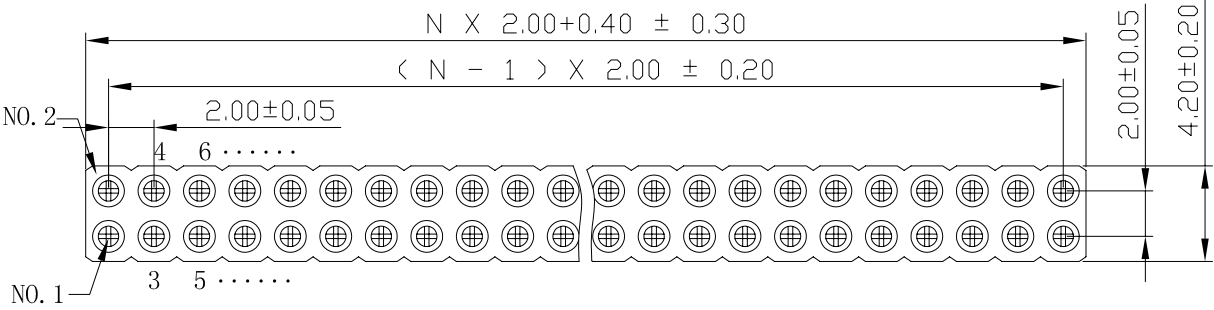
C

B

A

Masterials

Pin (outer sleeve) :Brass,
 Clip(contact 4 /6finger) :Beryllium copper,heat treated
 Plating(outer sleeve) :
 Tin plated : 1.25u"m/50u"nickel,5um/200u"Tin
 Gold plated: 1.25u"m/50u"nickel,full gold
 Plating clip(contact):
 1.25um/50 u"nickel,gold or tin plating
 Insulator body(black) : Glass filled thermoplastic polyester UL94V-0 electrical
 Current rating : 3 Amps/contact max.
 Contact resistance : 10mΩ /contact
 Insulation resistance : 1000M at V=100V
 Operating voltage : 60 AC/DC



3622-28 XX 2 2 3 S X-074

Plastics Height 28=2.8 . . .	Number of Pin 1 to 50Pins 2 to 100Pins	Insulator Type Code 1: Single row 2: Doube row	Pin Plating code 1: Tin 150u" 2: Tin 200u" 3: Gold Flash 4: 2U"Gold 5: 3U"Gold 6: 10U"Gold S: special	Clip Plating code 1: Tin 150u" 2: Tin 200u" 3: Gold Flash 4: 2U"Gold 5: 3U"Gold 6: 10U"Gold S: special	The Shape Of Pins S: 180° R: 90°	Insulator color A: Black B: White
--	--	--	--	---	--	---

JILN ELECTRONIC CO.,LTD

UNLESS OTHIEWIXE SPECIFIED TOLERANCE				DRAWM NAME: 2.00x2.8双排圆孔IC座 SIP L=7.4			
X : ±0.3	X° : ±5°	SIZE	A4	SCALE	N: 1	Drawing No.	
X.X : ±0.2	X.X° : ±1°	REV	A	UNIT	mm	PROJECT	⊕ ← → PAGE 1/1
X.XX: ±0.1	X.XX° : ±0.5°	CRAW:	BEN	CHECKED:		APPROVED:	
		DATE:	05/15/12	DATE:	/ /	DATE:	/ /

1 2 3 4 5 6 7 8 9