

### Pin assignment

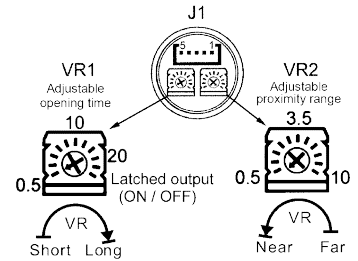
J1—Power and relay output			
Pin	Color	Function	
1	Red	DC+ / L	
2	Black	DC- / N	
3	Grey	COM.	
4	Brown	N.O.	
5	Yellow	N.C.	

VR1— Adjustable opening time. (Unit: Sec.)	
	Adjustable opening time: 0.5~20 Sec. Latched ON or OFF: Turn right to the end (Default: 0.5 Sec.)

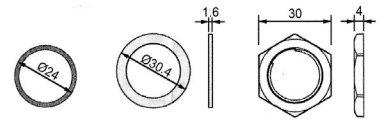
VR2— Adjustable proximity range. (Unit: cm)	
	Adjustable proximity range: 3~15cm (Default: 15 cm)
	Adjustable proximity range: 0.5~10cm (Default: 0.5 cm)



### Accessories

B169ZA1~B169ZD :  
With washerx1, gasketx1, nutx1, 5P wire (15cm)

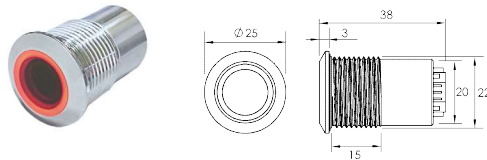
B169ZG~B169ZL :  
With screwx2, 5P wire (15cm)



Item No.	B169ZA~B169ZK	B169ZL
Power supply	DC10~24V (DC/AC10~24V : B169ZB/G/L)	
LED (Power on)	red	green
LED (Proximity)	blue	blue
Adjustable opening time	0.5~20Sec.	0.5~15Sec.
	Latched ON or OFF	
Protection degree	IP65 (IP54 B169ZD)	-
Relay contact rating (Standard: 1A/30VDC)	0.3A/125VAC(B169ZA/B/G/H) 0.5A/125VAC(B169ZC/D/K)	2A/120VAC
Electrical / Mecianical (min.)	100,000 / 50,000,000 (B169ZA/B/G/H) 100,000 / 10,000,000 (B169ZC/D/K/L)	

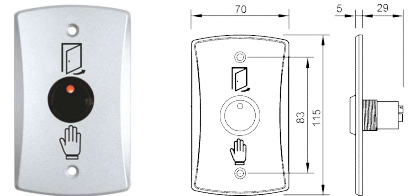
**B169ZA1 / A2**  
Waterproof touchless infrared sensor switch  
24VDC 33mA  
Shell : Brass

Proximity range  
A1 : 0.5~10cm  
A2 : 3~15cm



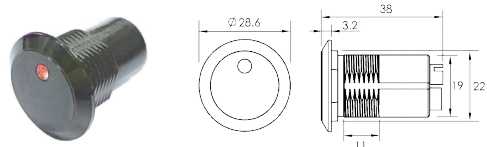
**B169ZG**  
Waterproof touchless infrared sensor switch  
W/US type panel  
24VDC 26mA  
24VAC 51mA  
Panel : Zinc-alloy

Proximity range:  
3~15cm



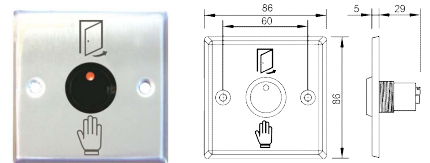
**B169ZB1 / B2**  
Waterproof touchless infrared sensor switch  
24VDC 26mA  
24VAC 51mA  
Shell : PC

Proximity range  
B1 : 0.5~10cm  
B2 : 3~15cm



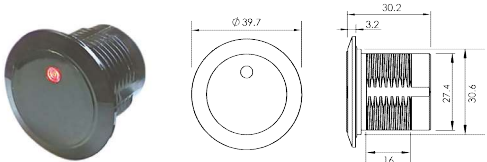
**B169ZH**  
Waterproof touchless infrared sensor switch  
W/Euro. type panel  
24VDC 28mA  
Panel : Stainless steel

Proximity range:  
3~15cm



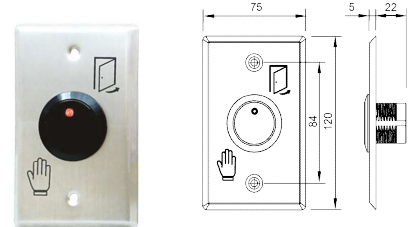
**B169ZC**  
Waterproof touchless infrared sensor switch  
24VDC 26mA  
Shell : PC

Proximity range:  
3~15cm



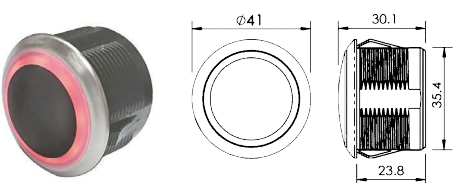
**B169ZK**  
Waterproof touchless infrared sensor switch  
W/US type panel  
24VDC 26mA  
Panel : Stainless steel

Proximity range:  
3~15cm



**B169ZD**  
Waterproof touchless infrared sensor switch  
24VDC 33mA  
Shell : Stainless steel+PC

Proximity range:  
3~10cm



**B169ZL**  
Touchless infrared sensor switch  
W/Euro. type panel  
24VDC 65mA  
24VAC 110mA  
Panel : ABS

Proximity range:  
1.5~10cm

