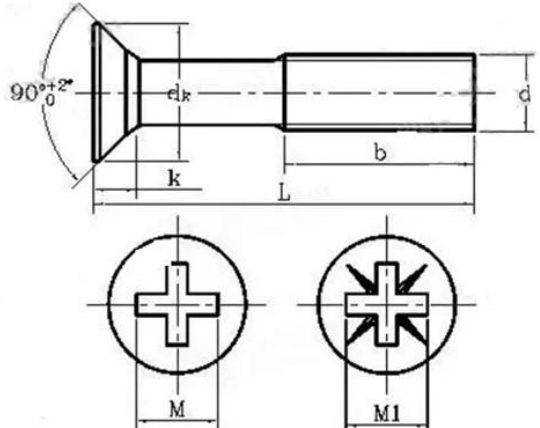
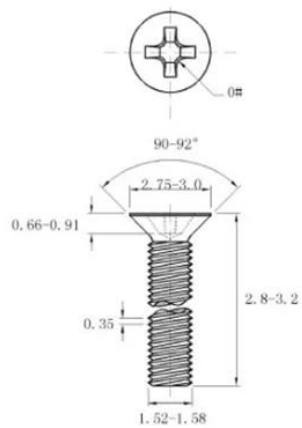


3D DRAWING
Tolerance Calculator
Error Correction

Unit: mm

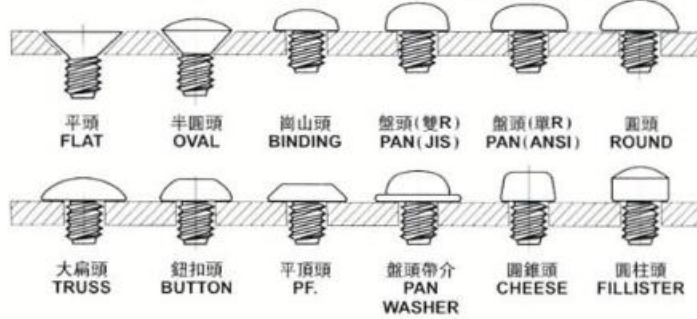
Screw Thread	d	M3	M4	M5	M6	M8	M10	M12	M16
P	Pitch	0.5	0.7	0.8	1	1.25	1.5	1.75	2
b	ref.	18	20	22	24	28	32	36	44
dk	max	5.7	7.6	9.5	10.5	14	17.5	21	28
	min	5.4	7.24	9.14	10.07	13.57	17.07	20.48	27.48
ds	max	3	4	5	6	8	10	12	16
	min	2.86	3.82	4.82	5.82	7.78	9.78	11.73	15.73
k	max	1.65	2.20	2.75	3.3	4.4	5.5	6.60	8.80
	min	1.40	1.95	2.50	3.0	4.1	5.2	6.24	8.44
t	min	1.04	1.3	1.56	2.08	2.6	3.12	4.16	5.2



Unit: mm

Diameter	M1.6	M2	M2.5	M3	M3.5	M4	M5	M6	M8	M10
Thread Pitch (P)	0.35	0.4	0.45	0.5	0.6	0.7	0.8	1	1.25	1.5
b	15	16	18	19	20	22	25	28	34	40
k max	0.96	1.2	1.5	1.65	1.93	2.2	2.5	3	4	5
dk	max	3	3.8	4.7	5.6	6.5	7.5	9.2	11	14.5
	min	2.75	3.5	4.4	5.3	6.14	7.14	8.84	10.6	14.1
M	1.7	2.35	2.7	2.9	3.9	4.4	4.6	6.6	8.7	9.6
M1	1.8	2.2	2.5	2.8	3.7	4	4.4	6.1	8.5	9.4

SCREW HEAD STYLES (頭型對照表)



SCREW DRIVERS (槽型對照表)

