Item	Date	Remark
A	20080815	Original Drawing

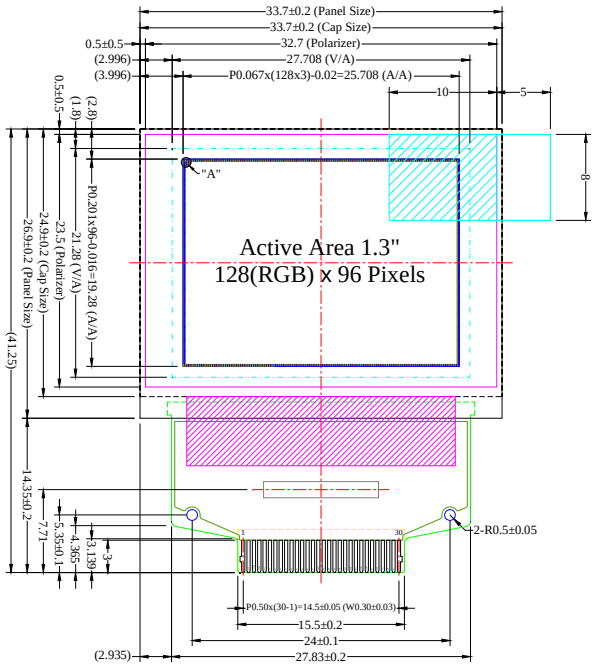

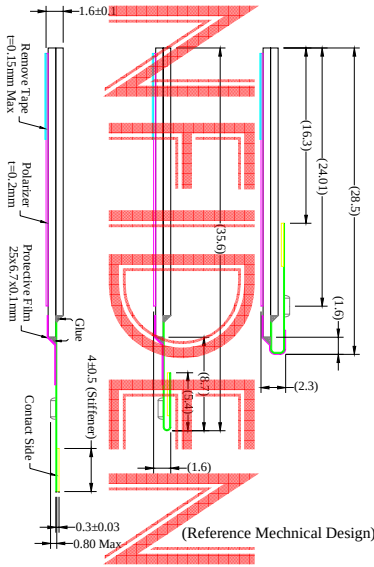

(Reference Mechnical Design)

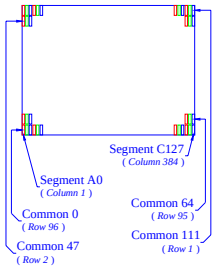

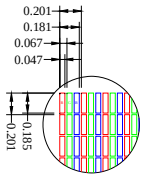

Detail "A"
Scale (10:1)

Pin	Symbol
1	N.C. (GND)
2	VCC
3	VCOMH
4	VDDIO
5	VSL
6	N.C.
7	D7
8	D6
9	D5
10	D4
11	D3
12	D2
13	D1
14	D0
15	E/RD#
16	R/W#
17	BS0
18	BS1
19	CS#
20	D/C#
21	RES#
22	IREF
23	GPIO1
24	GPIO0
25	N.C.
26	VDD
27	VCI
28	VSS
29	N.C.
30	N.C. (GND)

Notes:

1. Driver IC: SSD1351
2. Die Size: 10700um x 1500um
3. COF Number: SSD1351U3
4. Interface:
   8-bits 68XX/80XX Parallel, 3-/4-wire SPI
5. General Tolerance: ±0.30
6. The total thickness (1.70 Max) is without polarizer protective film & remove tape.
   The actual assembled total thickness with above materials should be 1.95 Max.

Customer Approval Signature	Good Light Company						Drawing Number		Rev.	
							DFE2896CNCF13		A	
	Unless Otherwise Specified			TW1312896FO Folding Type OEL Display Module Pixel Number: 128(RGB) x 96, 262144 Colors, COF Package			Material			
	Unit	mm	Title				Soda Lime / Polyimide			
	General Roughness									
	Tolerance			Drawn	E.E.	Panel / E.	P.M.			
	Dimension	±0.3	By	Humphrey Lin	Sean Lai	Ivy Lo	Cherry Lin	Scale	Sheet	Size
	Angle	±1	Date	20080815	20080815	20080815	20080815	1:1	1 of 1	A3