All pages of this version are approved.			
SIGN :		DATE:	

REV	REVISION RECORD	Name	DATE
△1			

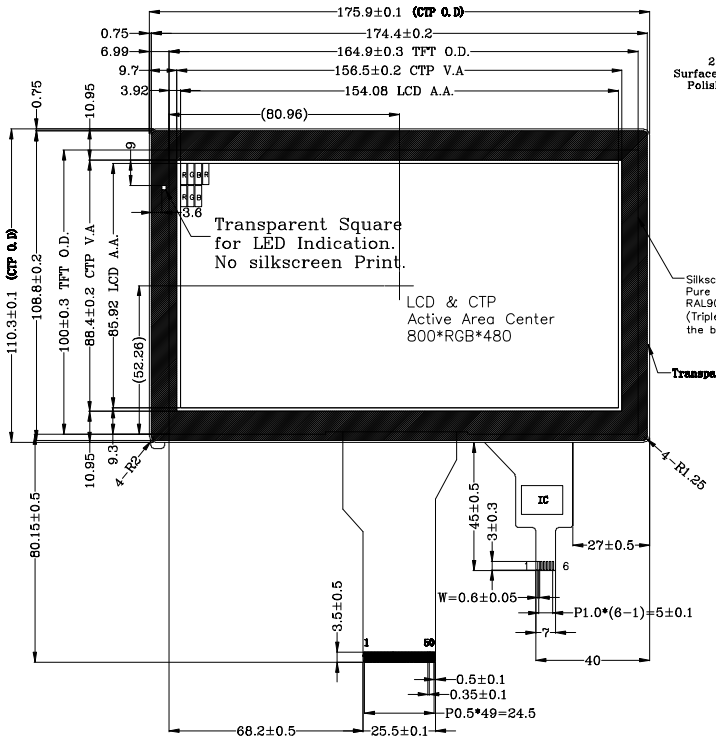

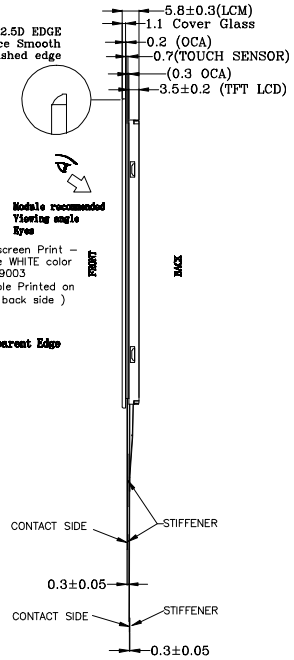

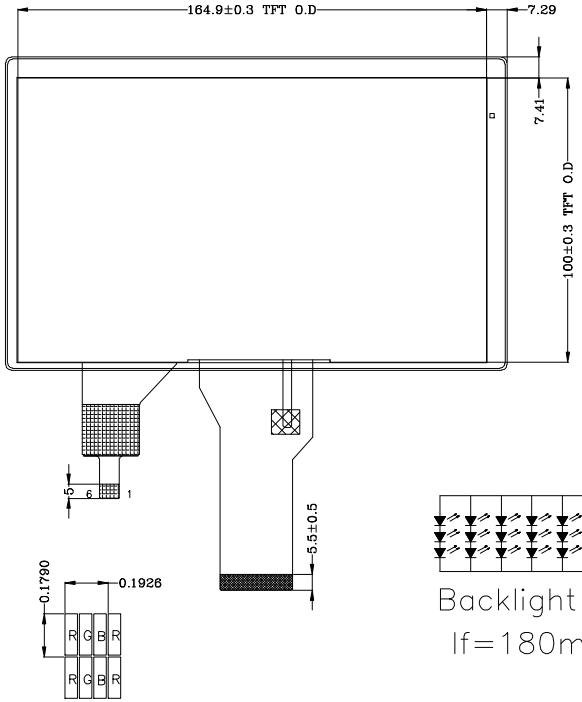

LCM PINS ASSIGNMENTS

NO.	SYMBOL	NO.	SYMBOL
1	LED+	26	G1
2	LED+	27	G0
3	LED-	28	R7
4	LED-	29	R6
5	GND	30	R5
6	VCOM	31	R4
7	DVDD	32	R3
8	MODE	33	R2
9	DE	34	R1
10	VS	35	R0
11	HS	36	GND
12	B7	37	DCLK
13	B6	38	GND
14	B5	39	L/R
15	B4	40	U/D
16	B3	41	VGH
17	B2	42	VGL
18	B1	43	AVDD
19	B0	44	RESET
20	G7	45	NC
21	G6	46	VCOM
22	G5	47	DITHB
23	G4	48	GND
24	G3	49	NC
25	G2	50	NC

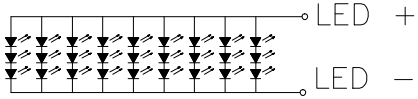

Backlight LED Circuit
If=180mA;Vf=9.6V

CTP PINS ASSIGNMENTS

NO.	SYMBOL
1	VDD
2	SCL
3	SDA
4	GND
5	INT
6	WAKE

NOTES:
1. General Tolerance:±0.2
2. RoHS must be compliant.

Display Type	TFT TRANSMISSIVE,POSITIVE		
Viewing Angle	12:00 CLOCK	Specification For CTP	
Upper Polarizer Type	Anti-Glare	1.Type	G+G
LCD Driver IC	NT52001+NT39419B	2.Operating Voltage	VDD=3.3V
Operating Voltage	DVDD=3.3V	3.Operating Temperature	-20°C TO 70°C
Operating Temperature	-20°C TO 70°C	4.Storage Temperature	-30°C TO 80°C
Storage Temperature	-30°C TO 80°C	5.Connect Material	FPC
Interface	24-BIT RGB	6.Respomse Time	<= 10 ms
Backlight	27-CHIP WHITE LED	7.Light Transparency	83% Min.
Surface luminance	340 cd/m² (TYP)	8.Surface Hardness	6H-Pencil
White X/Y	---	9.IC	FT5526, programmed

东莞市精进光电有限公司
Jingjin Optoelectronics Co., Ltd.

DRAWN		UNIT	Customer NO.
		mm	
CHECKED	SCALE	NO.	Part NO. JTA7017061802Y1
	1:1	1/1	
APPROVED	DATE	VERSION	TITLE OUTLINE
	2017.11.20	C	