

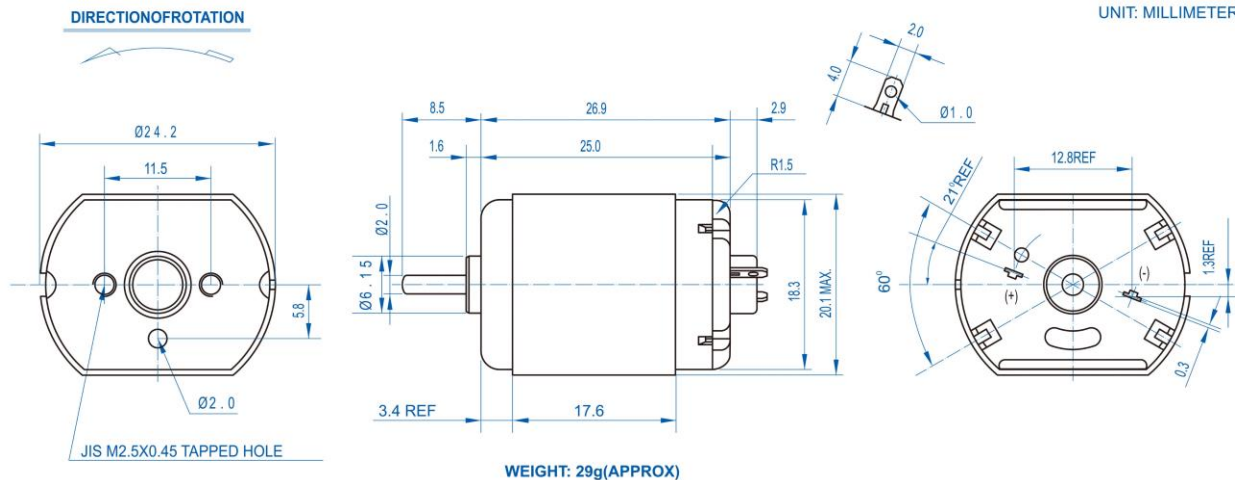
Model no.: WFF-260PA



Main applications:

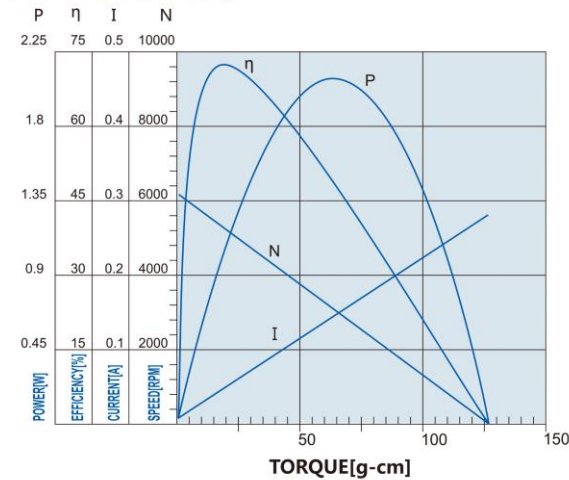
1. Automotive system: Automatic Door Locks, Regulators for rearview mirrors;
2. Personal care : Hair Dryers, Electric Shavers.

Dimensions



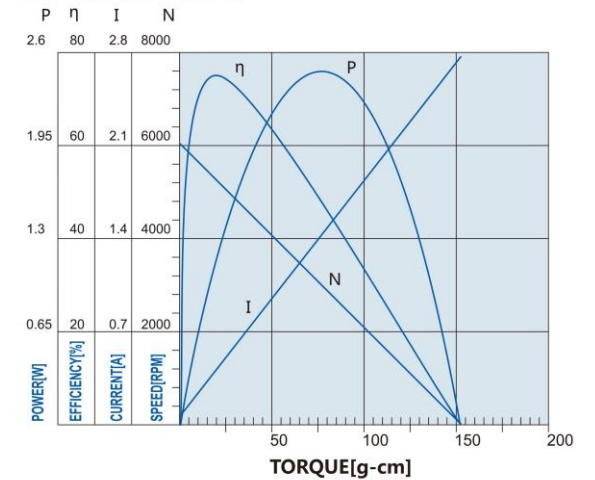
WFF-260PA-07890

DC30.0V



WFF-260PA-24109

DC3.6V



Nominal voltage: DC3.6V
 Operating range: DC2.4V-4.5V
 No load current: 0.06A
 No load speed: 6056rpm/min
 Current with load: 0.416A
 Speed with load: 5262rpm/min
 Power at max efficiency: 1.13W
 Starting torque: 14.9mN.m
 Starting current: 2.77A
 Output: 0.3W-1.8W