ZONE	REVISION	Description	DATE	APP'L
△	R0.4	pinmap 9改为GND;pull tape 位置变更，并增加管控精度，对应更新侧视图与后视图	2024.1.26	罗兴

ZONE	DCN/ECN NO.	REVISION	Description	DATE	APP'L
		R0.0	初版发行		罗兴
△		R0.1	IC宽度由1.10更改为1.11，侧视图对应更改;删掉AK金手指上端LED、A、K1、K2标识，删掉金手指处紫色外框;FPC弯折处mark线距背光下边缘距离由9.43变为11.13，背面导电胶边缘距外框0.2(上下左右)；FPC明码更改到白油框内；增加连接器处28号球标，九点均一性标注球标去掉，增加测试要求;增加上pol撕手pull type;添加IC tape侧视图及要求.	2024.1.10	罗兴
△		R0.2	更改IC tape 文字信息；模组喷码规则	2024.1.16	罗兴
△		R0.3	FPC弯折	2024.1.19	罗兴

PIN NO.	PIN Name	PIN NO.	PIN Name
1	GND	2	GND
3	D3-P	4	GND
5	D3-N	6	LEDA
7	GND	8	GND
9	GND	10	LEDK2
11	D2_P	12	LEDk1
13	D2-N	14	GND
15	GND	16	GND
17	GND	18	VSN
19	CKL-P	20	GND
21	CLK_N	22	VSP
23	GND	24	GND
25	GND	26	VDD
27	D1_P	28	VDD
29	D1_N	30	GND
31	GND	32	RESET
33	GND	34	GND
35	D0_P	36	TE
37	D0-N	38	GND
39	GND	40	GND

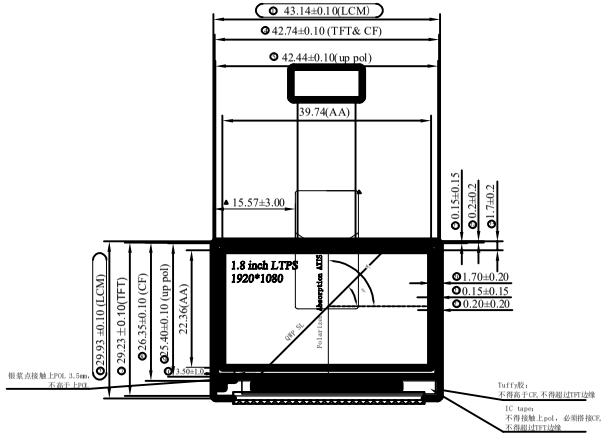

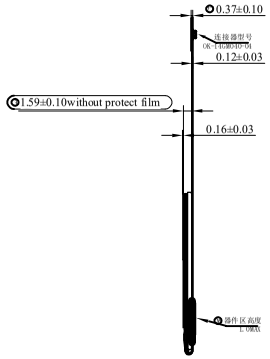

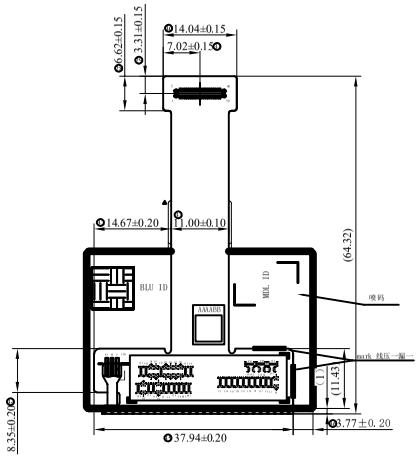

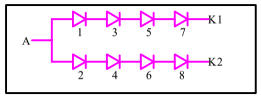

LED Pin map

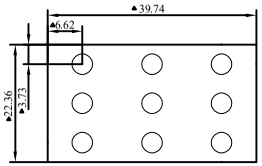

均一性测试点位

CONDITION"
-Vd≤12 V
Id=26mA, 100% duty

Distance: 500mm
Angle: 0.2°

FPC展开示意　比例 1：2

Notes:
1. Display Tape: 1.8",1920*1080 dots,TFT/LTPS;Glass model: B6
2. LCD Driver IC: FITI EK79303;
3. Backlight: 8 LED(0.4T)/3004 KSF
4. Luminance: 500nit (TYP.), ±100nit, IF=13mA/LED;V=3V
5. Brightness uniformity: 85%(min), 75%(typ), 9 points
6. White (X,Y): x=0.286±0.03,y=0.314±0.03;
7. Contrast Ratio:650 typ
8. General Tolerance: ±0.20
   Unless Otherwise Specified Tolenrance of Radius : ±0.3
   LCD Module Bending Allowance SPEC : ±0.3
9. Connector type : OK-14GM040-04.
10. Stiffener MATERIAL: SUS304.
11. INTERFACE TYPE:
12. ( ) CPK CONTROL POINT:CPK>1.33; (m) Key dimension;( ):Referance dimension;
13. Flatness:+0.05/-0.3mm
14. Operating Temperature:-20℃-60℃
    HTHCC :
15. CONFORMITY WITH ROHS & HALOGEN FREE REQUIREMENT
16. components on fpc Tolerance: ±0.10