



80x80mm

User Manual



Product Details

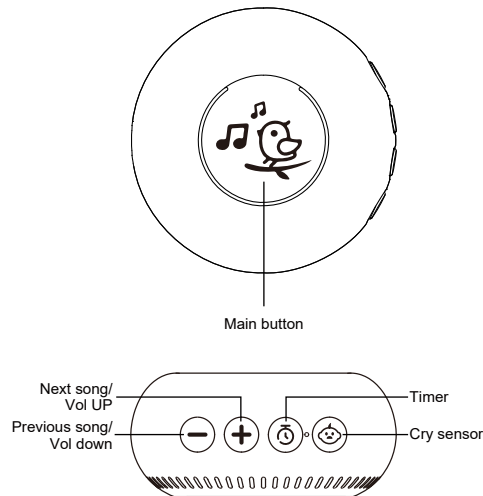
Product name : Portable white noise machine
Model : JL-C303
Battery capacity : 3.7V  500mAh
Input : DC 5V  500 mA
Maximum power : 1W

Features



1. EZ ON/OFF Button
2. Built-in Hanger
3. 20 sounds including 8 white noises, 4 pink noises, 4 brown noises, 2 nature sounds and 2 lullabies

How it works

1. Long press the main button to turn on /off .
2. Short press the main button to change the 20 sounds.
3. Short press “+” to increase the volume, long press “+” for next song.
4. Short press “-” to reduce the volume, long press “-” for previous song.
5. Short press “” for 30mins,60mins,90mins timer.
6. Short press “” to turn on /off the cry sensor. When it's working, the side LED will be on in orange color. If the continuous monitoring for 5 hours is not activated, it will automatically shut down.



Warning

- This product contains rechargeable batteries, it should be charged under adult supervision.
- The power supply used with the toy are to be regularly examined for damage to the cord, plug, enclosure and other parts, and that, in the event of such damage, the toy must not be used with this power supply until the damage has been repaired.
- Check the power supply for damage before charging the product.
- The power supply is not a toy. Please remove it when the product has been charged.
- Do not attempt to modify or repair the product. This could damage the product and risks causing the battery to generate heat, short circuit or ignite.
- Keep away from fire, direct sunlight, high temperatures and/or humidity.
- Do not use the product if it overheats, leaks, emits an odor or you notice other irregularities.
- Throw away at first sign of damage or weakness.
- Do not expose the product to moisture.
- This product contains batteries that are non-replaceable.
- The product is only to be connected to equipment bearing either of the following symbol:  or 

CLEANING:

- Disconnect from power supply before cleaning.
- Clean with a duster or damp cloth.
- Do not clean the electronic component with damp products.

STORAGE:

- Store the product in a dry environment.

DISPOSAL:

- This item is labelled with a crossed-out bin, which means that it must not be disposed of with unsorted household waste but must be collected separately.
- The item should be handed in for recycling in accordance with the local environmental regulations for waste disposal in your region.

