REV	DC/EC NUMBER	DESCRIPTION	DATE

TOP VIEW

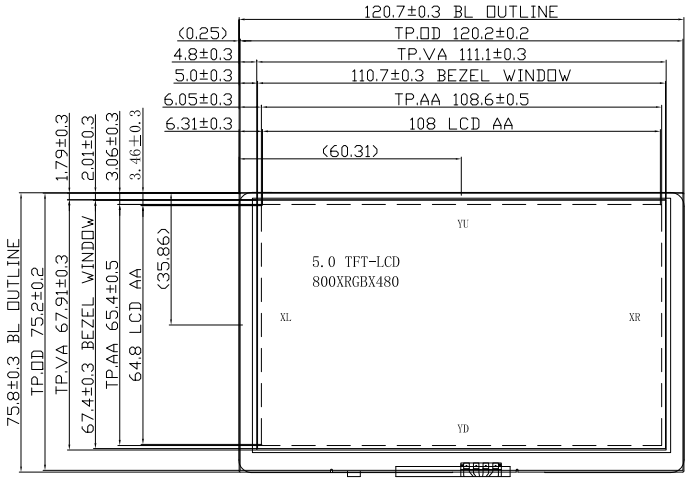

SIDE VIEW

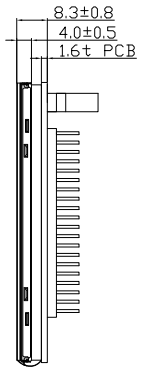

BOTTOM VIEW

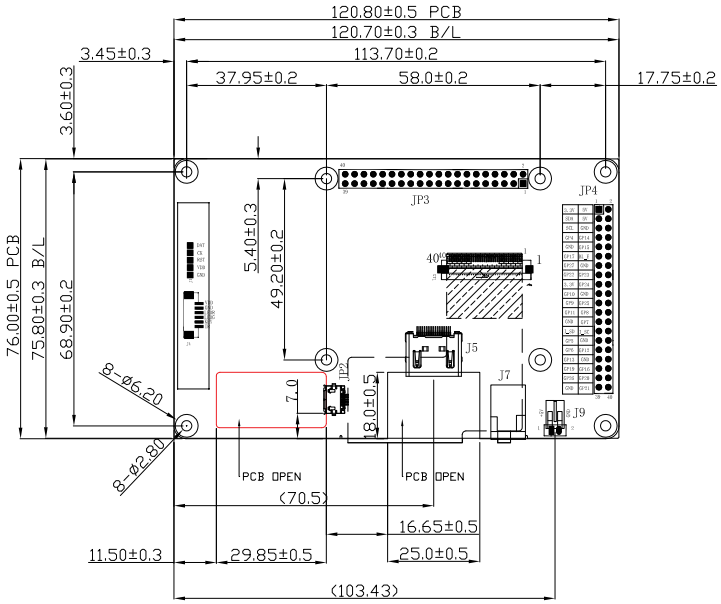

J5:HDMI ASSIGNMENT

PIN	ASSIGNMENT
1	TMDS Data2+
2	TMDS Data2 Shield
3	TMDS Data2-
4	TMDS Data1+
5	TMDS Data1 Shield
6	TMDS Data1-
7	TMDS Data0+
8	TMDS Data0 Shield
9	TMDS Data0-
10	TMDS Clock+
11	TMDS Clock Shield
12	TMDS Clock-
13	CEC
14	NC
15	SCL
16	SDA
17	DDC/CEC Ground
18	+5V Power
19	Hot Plug Detect

JT2 TFT ASSIGNMENT

PIN	DESCRIPTION
1	VLED-
2	VLED+
3	GND
4	VDD
5	R0
6	R1
7	R2
8	R3
9	R4
10	R5
11	R6
12	R7
13	G0
14	G1
15	G2
16	G3
17	G4
18	G5
19	G6
20	G7
21	B0
22	B1
23	B2
24	B3
25	B4
26	B5
27	B6
28	B7
29	GND
30	CLK
31	DISP
32	HSYNC
33	VSYNC
34	DE
35	NC
36	GND
37	YU
38	XL
39	YD
40	XR

POWER SUPPLY (J9)

1	+5V
2	GND

USB FOR RTP (JP2)

1	GND
2	USB-D+
3	USB-D-
4	+5V

NOTES:

1. DISPLAY TYPE: 65/262K Colors LCD, Transmissive, Normal White
2. OPERATING TEMP.: -20° C~70° C
3. STORAGE TEMP.: -30° C~80° C
4. LCD DRIVER: ILI6122+ILI5960 or Equivalent
5. BACKLIGHT: 12CHIP-WHITE LED,Parallel connection If=40mA
6. Brightness:300cd/m^2
7. UNMARKED TOLERANCE: ±0.2
8. ROHS Complain

"Confidential and Proprietary"

CONTROL DIMENTION:		XINSUN Display Integration	
REFERENCE DIMENTION:	( )		
APPROVED:	JOBS	MODEL NAME	3rd ANGLE
CHECKED:	ERIC	PART NAME XF050WV08AR-TDNL V00	UNIT mm
DESIGNED:	ISSCA	DRAWING NUMBER	SCALE 1:1
		METERIAL NUMBER	PAGE 1/1