



GPS Locator Operational Guidelines (GF-09)

Function profile:

Remote Pick-up Remote Recording Sound Control Back-up
Sound Control Recording High-definition Silicone WIFI LBS
AGPS Positioning Real-time Tracking History Track Vibration
Anti-theft Alarm Electronic Fence Built-in Strong Magnetic
Multi-power Saving Mode Low-power Alarm Remote Switch
AAP Computer End SMS Operation SOS

1. ready for use

1. select GSM network card or Internet of things NANO SIM card (do not support CDMA telecom card), GSM card needs to open the function of short message and caller ID function.

2. boot: the host with keys hold down for 3 seconds to boot, no keys installed SIM cartoon automatic boot, red light slow flash 30 seconds after the line.

3. shutdown: the host with and hold down 6 seconds shutdown, no button unplug SIM card 30 seconds automatic shutdown red extinguished.

2.APP mobile phone installation



(Android, IOS Application Search:

IOTGPS

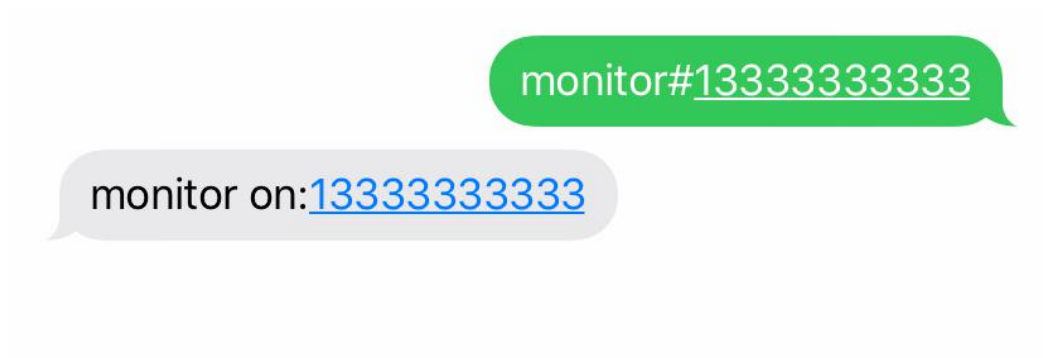
Computer Web Site: www.gpsfcst.com

3.APP- platform login: device bar code 10 account or scan device bar code,
IMEI, password (factory default 123456)

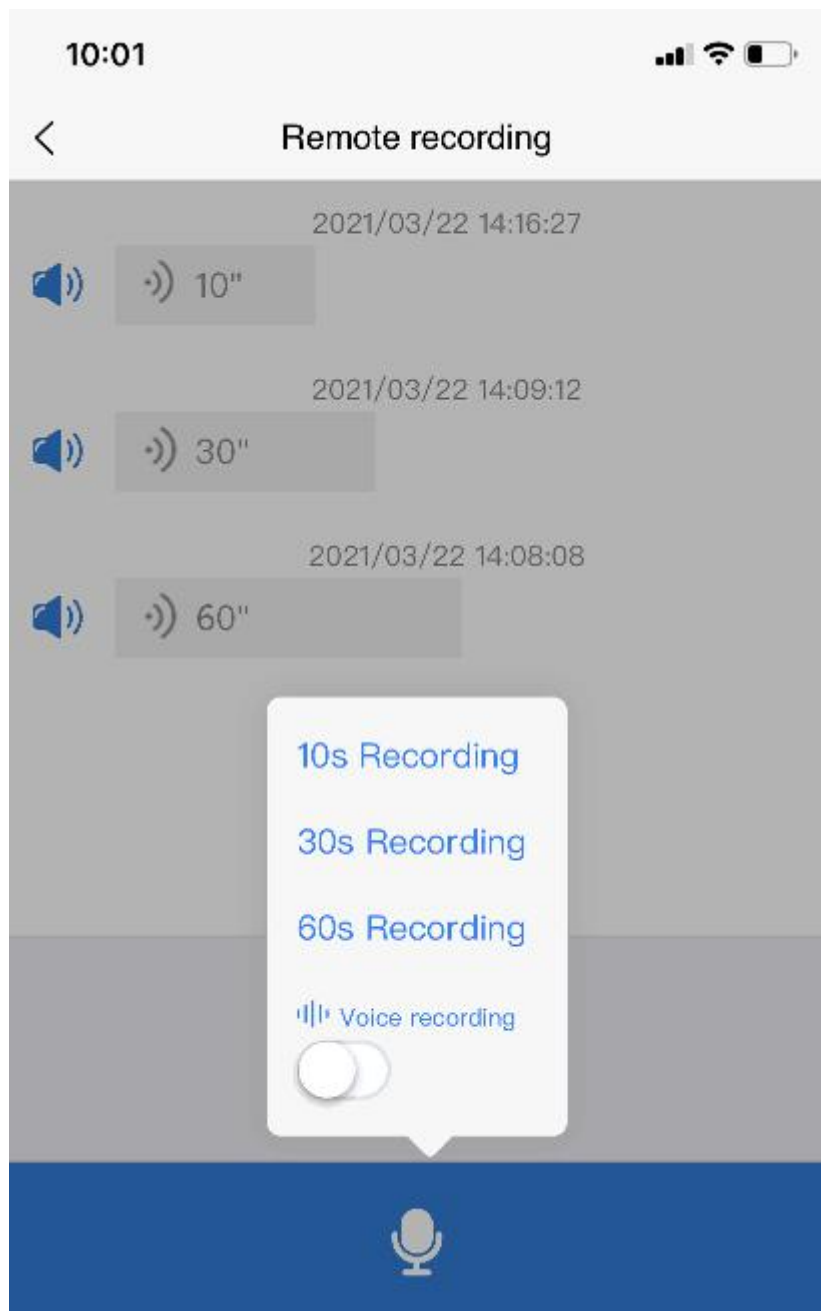
Location



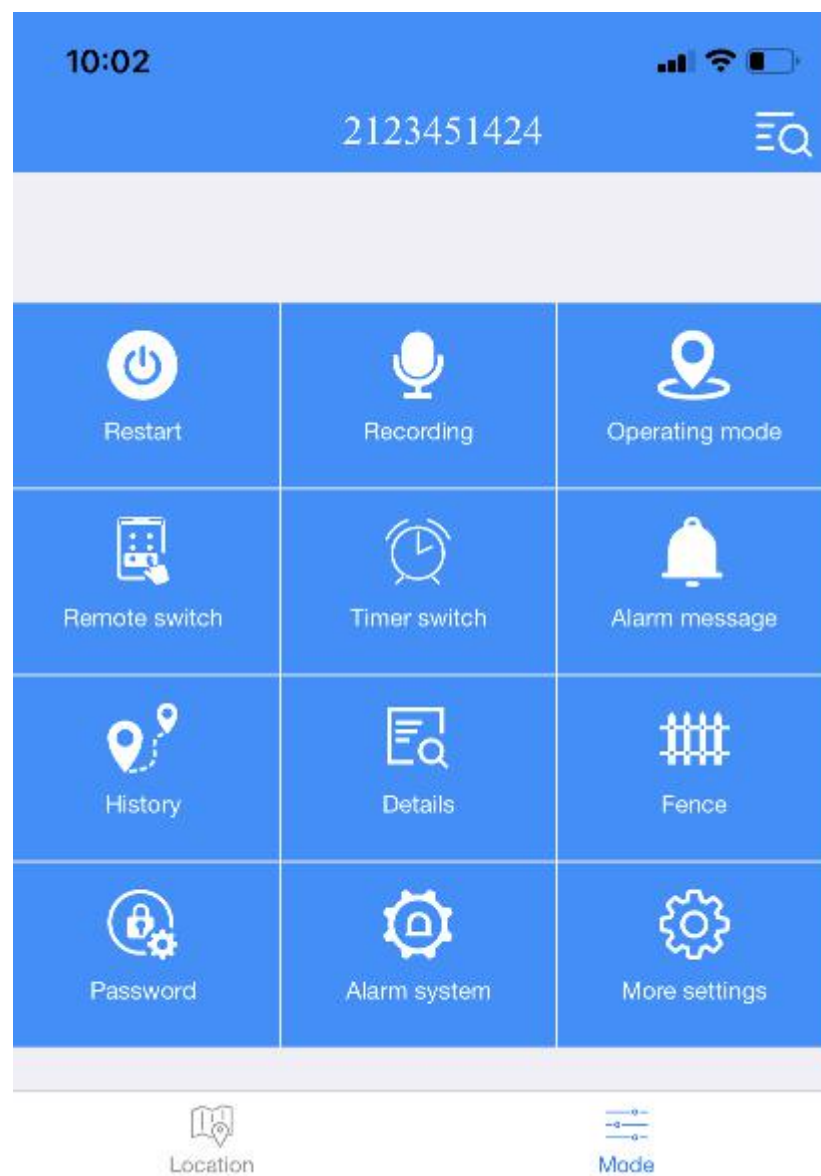
4. pick-up operation binding master number (provided the voice card can be called non-traffic card)



5. APP remoterecording:



6. equipment APP function profile:





Locator SMS Guide			
function	Edit SMS Instructions	set an example; demonstrate; demonstration ; lead the way	remarks; comments on a form; remark

Binding master number	000# number # number #	000#1333333 3333#	Up to three mobile phone numbers bound, three mobile phone numbers actively dial Can be used to pick up sound, but also can only bind 1 mobile phone number
Text message recording	111	Reply: Start recording 10	Record only once for 10 minutes (use with memory card products)
Sound recording	222	Voice-controlled recording	Equipment monitoring to 60 points, automatic recording. Cycle 10 minutes (no memory card sent to APP)
Voice call back	333	Voice-controlled telephone alarm	Equipment monitoring to 60 points, automatically dial the main control number
Turn off all features	555	Response: Turn off all open functions	
Vibration alarm SMS	666	Response; Vibration 9 letter alarm	The equipment monitors the vibration, automatically sends the text message to the main control number
Vibration Alarm Telephone	777	Response; Vibration telephone alarm	Equipment to monitor vibration, automatically dial the main control number
10 seconds recording APP upload	789	Reply; send recording	Equipment to monitor vibration, automatically dial the main control number
Short Message Location	999	Reply; position; place; seat; location	Equipment location (priority WiFi-AGPS-LBS)
Modify second positioning upload interval	Md #second#	Reply; MD#10#-OK	Set 10-60 seconds
Modify	Time# minute;	Reply; time#	Set 1-120 minutes

minute upload interval	min		
Heartbeat Package Time Settings	heartbeat# time#	Reply; heartbeat# time #	Data and online status of each heartbeat upload platform Set time 10-120 seconds
Open Track Upload	123#1	reply; answer; reflex; reversion; restore : OK/ON	By default, the host is not enabled. The track uploading function needs to be enabled by text message
Off track upload	123#0	reply; answer; reflex; reversion; restore : OFF	
Recovery of ex-factory password	pwrst	Reply: Restore the original password	123456
factory data reset; restore factory setting	1122	Reply: OK	Equipment recovered in 1 minute
Enquiry IMEI Account	imei#	IMEI number SN number	IMEI bar code loss can be found by SMS, login APP please use the SN number.
Restart the device	SYSRST#	Reply: Restart in 1 minute	
Equipped with on/off equipment Led lights	LED#on/LED# off	Response: Closed	LED# open; unfold; turn on; switch on; open up /Turn on LED light/LED#shut down/shut downLEDlight

Automatic charging of equipment			Equipment low power shutdown state, connected power up to 3.7 V can automatically boot
SOS SOS			Hold down the SOS button for 3 seconds and dial the emergency contact directly

More details could be found at our official website : www.trendgateproducts.com