


# RF Balun Transformer

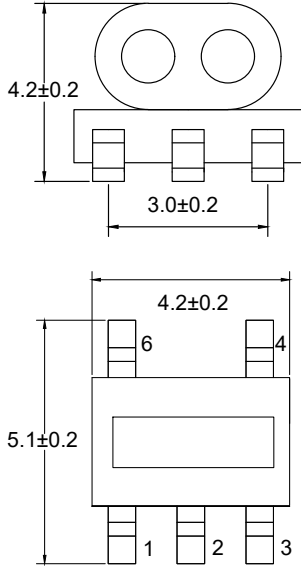
## B009-617DB-9210-D243

2020-06-19 Rev. 0

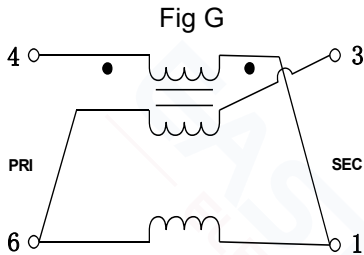


75Ω 1:1 Transmission Line Transformer 50-1250 MHz

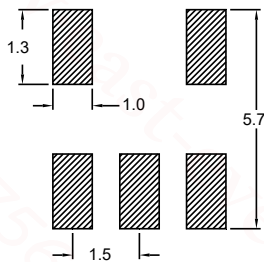
### Outline Drawing(mm)



### Electrical structure



### Recommended layout(mm)



### Pin Connections

Input	4
Output 1	3
Output 2	1
Ground	6

### Features

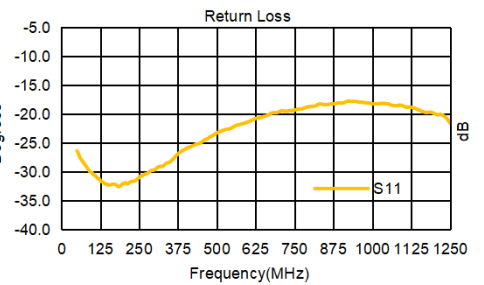
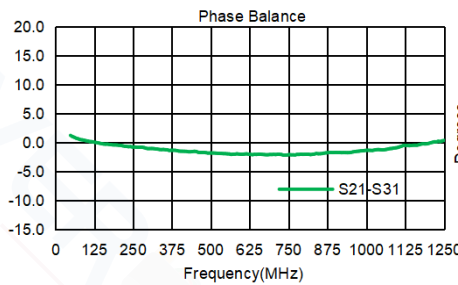
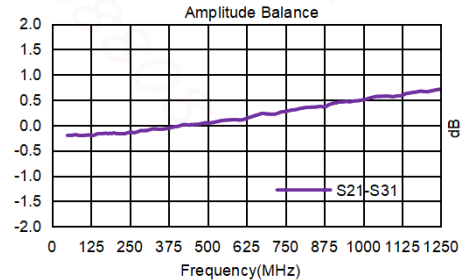
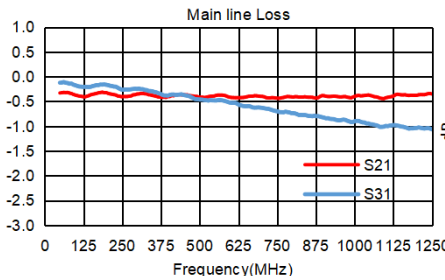
- RF Power, 0.25W
- Operating temperature range: -40°C to +85°C
- Storage temperature range: -55°C to +100°C

### Applications

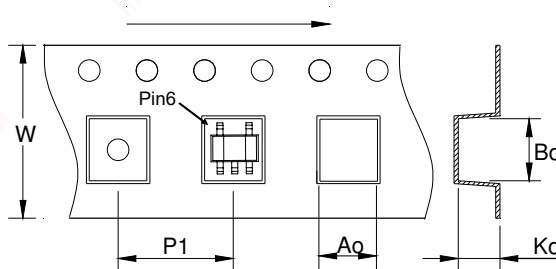
- Impedance matchin
- Balanced amplifie
- Balun
- Cellula and VHF

### Electrical Specifications:TA=25°C, 0dBm, Z0=75Ω

Parameter	Test Conditions	Units	Min	Typ	Max
Main line Loss (Pin4-3)	50-1250MHz	dB	—	0.5	1.2
Main line Loss (Pin4-1)	50-1250MHz	dB	—	1.0	1.8
Amplitude Balance	50-1250MHz	dB	—	1.0	1.5
Phase Balance	50-1250MHz	°	—	3.0	15.0
Input Return Loss(Pin4)	50-1250MHz	dB	15.0	20.0	—



### Carrier Tape Orientation



### Tape & Reel Information

Parameter	Units	Value
Qty per reel	PCS	1000
Reel Size	mm	330
Tape Width	mm	12.00
Pitch	mm	8.00
Ao	mm	6.10
Bo	mm	6.10
Ko	mm	4.80