

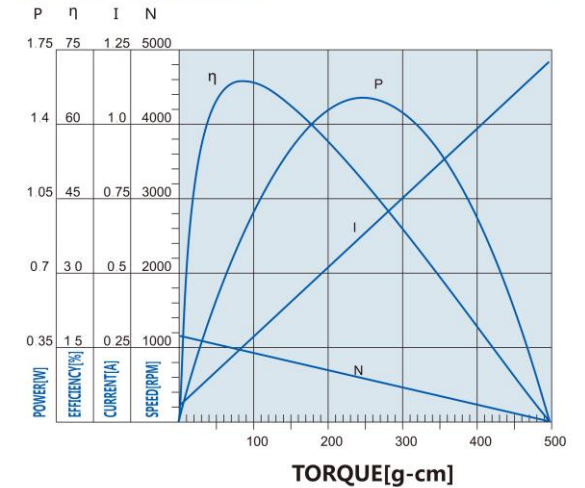
Model no.: WFF12X



Nominal voltage: DC5.0V
Operating range: DC4V-6V
No load current: 0.054A
No load speed: 1148rpm/min
Current with load: 0.255A
Speed with load: 948rpm/min
Power at max efficiency: 0.876W
Starting torque: 48.67mN.m
Starting current: 0.209A
Output: 1.6W
Gear ratio: 1:16

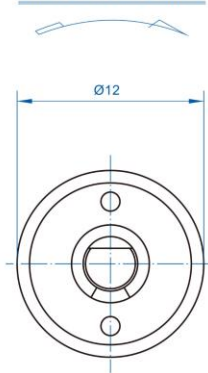
WFF12X-16-N201114

DC5.0V

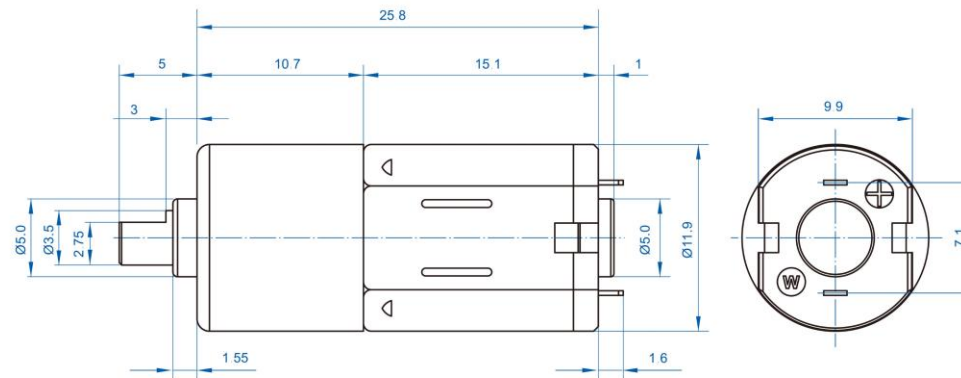


Dimensions

DIRECTION OF ROTATION



UNIT: MILLIMETERS



WEIGHT: 6.6g APPROX

Main applications:

1. Security System: Electric Safe Lock.