HSF RoHS

Insoulstor type:Opem frame

Contact	Dim A	Dim B	Dim C	Dim D
6	7.62	5.08	7.62	10.16
8	10.16	7.62	7.62	10.16
10	12.70	10.16	7.62	10.16
14	17.78	15.24	7.62	10.16
16	20.32	17.78	7.62	10.16
18	22.86	20.32	7.62	10.16
20	25.40	22.86	7.62	10.16
24	30.48	27.94	7.62	10.16
28	35.56	33.02	7.62	10.16
20	25.40	22.86	10.16	12.70
22	27.94	25.40	10.16	12.70
24	30.48	27.94	10.16	12.70
28	35.56	33.02	10.16	12.70
24	30.48	27.94	15.24	17.78
28	35.56	33.02	15.24	17.78
32	40.64	38.10	10.16	12.70
32	40.64	38.10	15.24	17.78
36	45.72	43.18	15.24	17.78
40	50.80	48.26	15.24	17.78
42	53.34	50.80	15.24	17.78
48	60.96	58.42	15.24	17.78
50	63.50	60.96	15.24	17.78
52	66.04	63.50	15.24	17.78
50	63.50	60.96	22.86	25.40
52	66.04	63.50	22.86	25.40
64	81.28	78.74	22.86	25.40

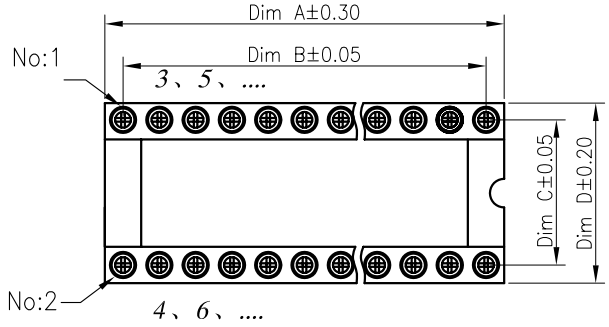

Recommended P.C.B Layout(Top Side)
(PCB BOARD TOLERANCE±0.05)

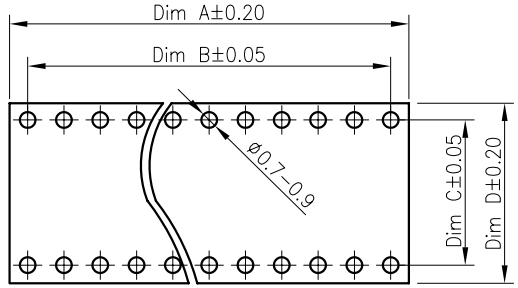

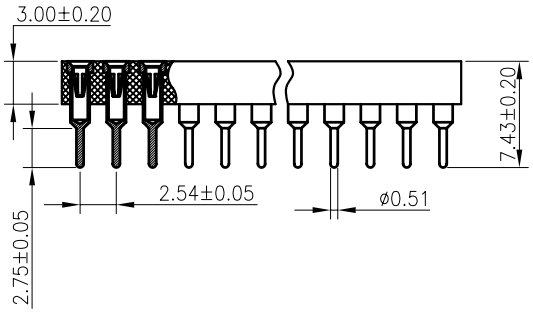

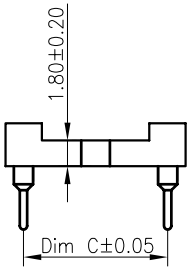

Ordering Information

Y07210- 30 X XX S XX 074 X 1

- X: N=7.62PH, E=10.16PH, W=15.24PH, Y=22.86PH
- XX: No.of Pins 6~64Pins
- XX: Connector Type
  - G0=Gold Flash
  - S0=Gold Flash/Tin
  - S3=10u" Gold/Tin
  - S4=15u" Gold/Tin
  - S5=30u" Gold/Tin
- 074: Pin Length 074=7.43mm
- 1: Packing 0=Pe Bag, T=Tube

Technical Specs:

Insulator: Black glass filled polyester PBT/PPS
Flammability: UL 94V-0
Sleeve: Brass
Contact clip(4/6 finger): Beryllium copper(C17200/C17530)
Accepted pin: Ø0.40 to 0.56mm
Forces: (polished steel gauge Ø0.43mm)
Mechanical life: min100 cycles
Rated current: 3.0A
Contact resistance: max 20mΩ
Dielectric resistance: 1000MΩ Min
Voltage:1000V
Humidity:MSL Level :2
Operation Temperature: -40°c to +105°c

REV	DATE	MODIFICATION DESCRIPTION	CHANGE
A0	2014.03.28	NEW DRAWING	

OPERATION	
X.X	±0.30
X.XX	±0.20
X.XXX	±0.10
Angle	±3°
DIM	TOL

DRAW	YiYuSheng	14.03.28
CHECK		
APPROVE		

SCALE	FIT
UNIT	mm
SIZE	A4
SHEET	1/1
PROJ.	

YINGHUA INTERNATIONAL (HK) LIMITED

PART NO.	Y07210-30XXXSXX074X1
TITLE:	2.54x3.00 Machine Pin IC Socket L=7.43mm