



Da Chu Shen Chi Wheel Co., Ltd.

Add.: No.1 Shen Chi Avenue, Zao Yang City, Hubei Province, 441200 China


Tel .: 0086-0710-6613666 Mobile/WhatsApp: +86-18972225022

E-mail: robinc2007@126.com


WeChat: redapplejjj

Website: www.dcscl.com


16" Tube Steel Wheel Rim

Image	Model Size	Disc Thickness (mm)	Disc type	Disc Data				Offset (mm)	Vent hole	Suitable Tyre
				P.C.D. (mm)	C.B.D. (mm)	Bolt Hole	Type			
	5.50F-16	10/12/14	Spinning/Hydraulic	φ190	φ140	6-φ20.5	SR22	115	6-φ40	6.5-16
	5.50F-16	10/12/14	Spinning/Hydraulic	φ190	φ140	6-φ20.5	SR22	127	6-φ40	6.5-16
	5.50F-16	10/12/14	Spinning/Hydraulic	φ222.25	φ164	6-φ32	SR22	127	6-φ40	6.5-16
	5.50F-16	10/12/14	Spinning/Hydraulic	φ203.2	φ146	5-φ29	SR22	127	6-φ40	6.5-16
	6.00G-16	10/12/14	Spinning/Hydraulic	φ190	φ140	6-φ20.5	SR22	137	6-φ40	7.50R16
	6.00G-16	10/12/14	Spinning/Hydraulic	φ222.25	φ164	6-φ32	SR22	137	6-φ40	7.50R16
	6.00G-16	10/12/14	Spinning/Hydraulic	φ203.2	φ146	5-φ29	SR22	137	6-φ40	7.50R16
	6.5-16	10/12/14	Spinning/Hydraulic	φ190	φ140	6-φ20.5	SR22	142	6-φ40	8.25R16
	6.5-16	10/12/14	Spinning/Hydraulic	φ222.25	φ163	6-φ32	SR22	142	6-φ40	8.25R16
	7.00T-16	10/12/14	Spinning/Hydraulic	φ190	φ140	6-φ20.5	SR22	151	6-φ40	9.00R16
	7.00T-16	10/12/14	Spinning/Hydraulic	φ222.25	φ163	6-φ32	SR22	151	6-φ40	9.00R16

20" Tube Steel Wheel Rim

Image	Model Size	Disc Thickness (mm)	Disc type	Disc Data				Offset (mm)	Vent hole	Suitable Tyre
				P.C.D. (mm)	C.B.D. (mm)	Bolt Hole	Type			
	8.00V-20	14/16/18	Spinning	φ285.75	φ222	10-φ32	SR22	178	10-φ40	11.00R20
	8.00V-20	14/16/18	Spinning	φ335	φ281	10-φ26	1*45°	178	10-φ40	11.00R20
	8.25-20	14/16/18	Spinning	φ285.75	φ220	10-φ26	1*45°	183	10-φ40	11.00R20
	8.25-20	14/16/18	Spinning	φ285.75	φ222	10-φ32	SR22	183	10-φ40	11.00R20
	8.25-20	14/16/18	Spinning	φ335	φ281	10-φ26	1*45°	183	10-φ40	11.00R20
	8. 5-20	14/16/18	Spinning	φ285.75	φ220	10-φ26	1*45°	185	10-φ40	12.00R20
	8. 5-20	14/16/18	Spinning	φ285.75	φ222	10-φ32	SR22	185	10-φ40	12.00R20
	8. 5-20	14/16/18	Spinning	φ335	φ281	10-φ26	1*45°	185	10-φ40	12.00R20
	8. 5V-20	14/16/18	Spinning	φ285.75	φ220	10-φ26	1*45°	185	10-φ40	12.00R20
	8. 5V-20	14/16/18	Spinning	φ285.75	φ222	10-φ32	SR22	185	10-φ40	12.00R20
	8. 5V-20	14/16/18	Spinning	φ335	φ281	10-φ26	1*45°	185	10-φ40	12.00R20
	8.8-20	14/16/18	Spinning	φ285.75	φ222	10-φ32	SR22	186	10-φ40	12.00R20
	8.8-20	14/16/18	Spinning	φ285.75	φ220	10-φ26	1*45°	186	10-φ40	12.00R20
	8.8-20	14/16/18	Spinning	φ335	φ281	10-φ26	1*45°	186	10-φ40	12.00R20
	9.0-20	14/16/18	Spinning	φ285.75	φ222	10-φ32	SR22	186	10-φ40	12.00R20
	9.0-20	14/16/18	Spinning	φ285.75	φ220	10-φ26	1*45°	186	10-φ40	12.00R20
	9.0-20	14/16/18	Spinning	φ335	φ281	10-φ26	1*45°	186	10-φ40	12.00R20

22.5" Tubeless Steel Wheel Rim

Image	Model Size	Rim Thickness (mm)	Disc Type	Disc Thickness (mm)	Bolt Holes				Offset (mm)	Vent Hole	Suitable Tyre
					P.C.D. (mm)	C.B.D. (mm)	Type	Bolt Hole			
	22.5x6.75	7	Spinning	14/16	φ275	φ214	SR22	8-φ32	152	8-φ70	9R22.5 255/70R22.5
	22.5x6.75	7	Spinning	14/16	φ275	φ214	1*45°	8-φ26	152	8-φ70	
	22.5x6.75	7	Spinning	14/16	φ275	φ220	1*45°	8-φ26	152	8-φ70	
	22.5x6.75	7	Spinning	14/16	φ285	φ221	SR22	8-φ32	152	8-φ70	
	22.5x6.75	7	Spinning	14/16	φ285.75	φ220	1*45°	10-φ26	152	10-φ70	
	22.5x6.75	7	Spinning	14/16	φ285.75	φ222	SR22	10-φ32	152	10-φ70	
	22.5x6.75	7	Spinning	14/16	φ335	φ281	1*45°	10-φ26	152	10-φ70	
	22.5x7.50	7	Spinning	14/16	φ275	φ214	SR22	8-φ32	162	8-φ70	10R22.5 275/70R22.5
	22.5x7.50	7	Spinning	14/16	φ275	φ214	1*45°	8-φ26	162	8-φ70	
	22.5x7.50	7	Spinning	14/16	φ275	φ220	SR22	8-φ26	162	8-φ70	
	22.5x7.50	7	Spinning	14/16	φ285	φ221	SR22	8-φ32	162	8-φ70	
	22.5x7.50	7	Spinning	14/16	φ285.75	φ220	1*45°	10-φ26	162	10-φ70	
	22.5x7.50	7	Spinning	14/16	φ285.75	φ222	SR22	10-φ32	162	10-φ70	
	22.5x7.50	7	Spinning	14/16	φ335	φ281	1*45°	10-φ26	162	10-φ70	
	22.5x8.25	7/8	Spinning	14/16/18	φ275	φ214	SR22	8-φ32	169	8-φ70	11R22.5 285/60R22.5 295/80R22.5
	22.5x8.25	7/8	Spinning	14/16/18	φ285.75	φ222	SR22	10-φ32	169	10-φ70	
	22.5x8.25	7/8	Spinning	14/16/18	φ285.75	φ220	1*45°	10-φ26	169	10-φ70	
	22.5x8.25	7/8	Spinning	14/16/18	φ335	φ281	1*45°	10-φ26	169	10-φ70	
	22.5x9.00	7/8	Spinning	14/16/18	φ275	φ214	SR22	8-φ32	175	8-φ70	12R22.5 295/80R22.5 315/80R22.5
	22.5x9.00	7/8	Spinning	14/16/18	φ285.75	φ222	SR22	10-φ32	175	10-φ70	
22.5x9.00	7/8	Spinning	14/16/18	φ285.75	φ220	1*45°	10-φ26	175	10-φ70		
22.5x9.00	7/8	Spinning	14/16/18	φ335	φ281	1*45°	10-φ26	175	10-φ70		