


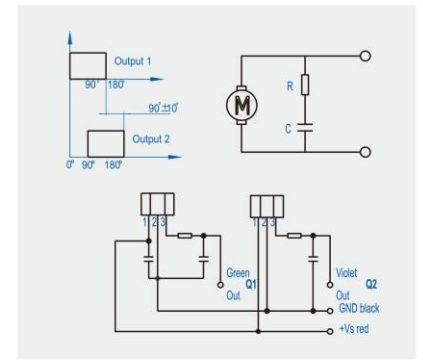
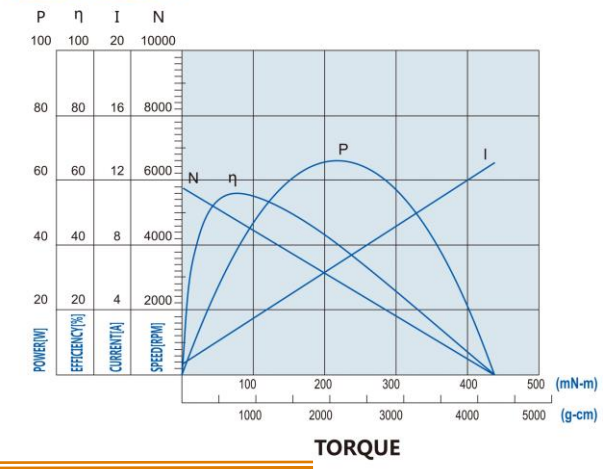
Moldel no.: CF109HSDL006 with Hall sensor



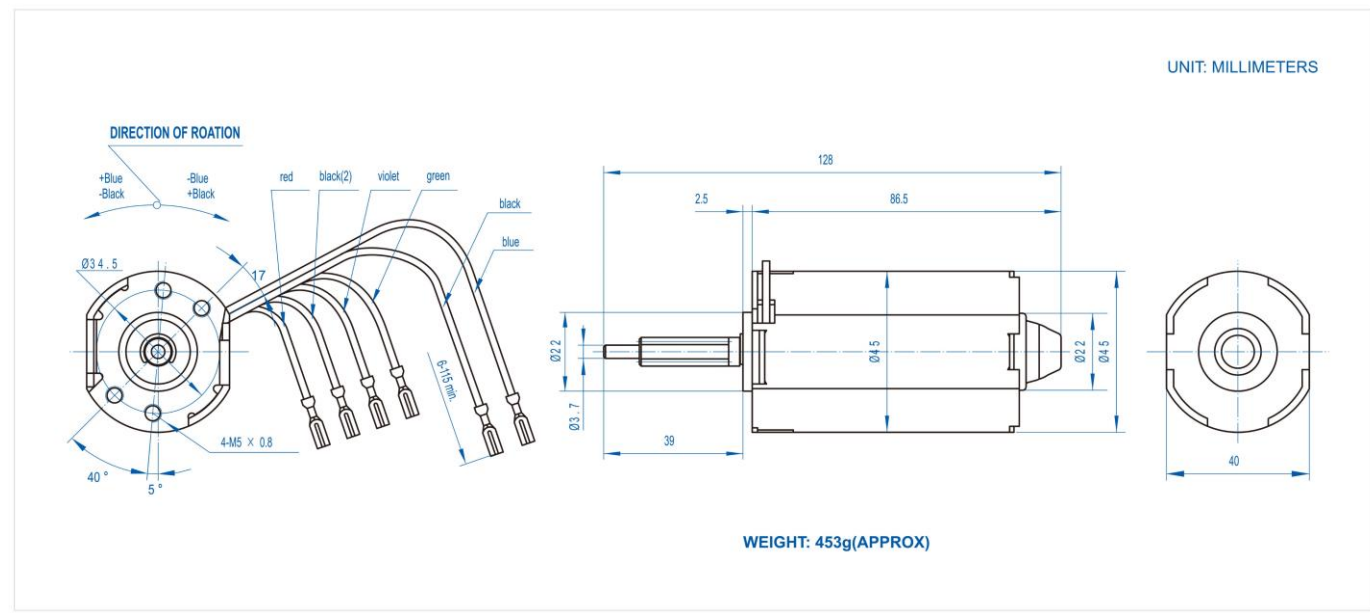
Rated voltage: DC24V
 Operating range: DC16V-24V
 No load current: <0.64A
 No load speed: 5793rpm/min.
 Current with load: <4.75A
 Speed with load: 4749rpm/min.
 Max. output: 40W
 Max Efficiency: 50%
 Starting torque: 440.9 mN.m
 Starting current: 13.2A

CF109HSDL006

DC24.0V



Dimensions



Main applications:

- Intelligent furniture: Actuator drive system for electric beds & chairs or adjustable tables.