

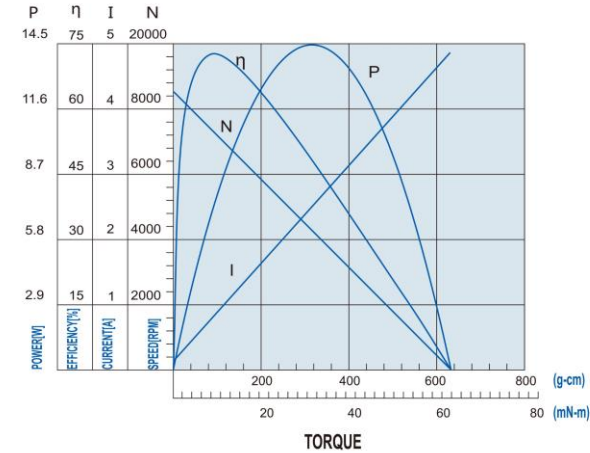
# Model no.: WRS-395SA-17108



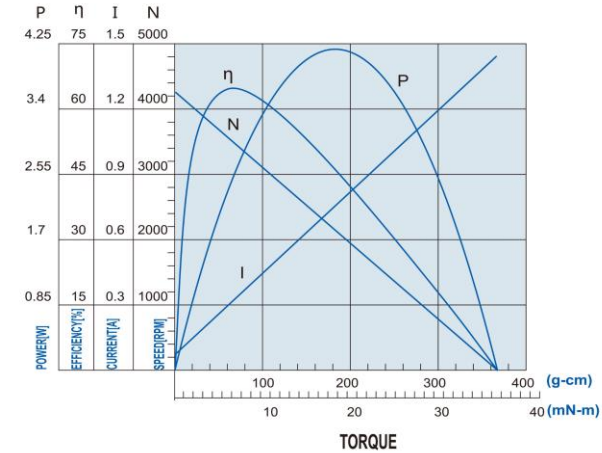
### Main applications:

1. Household appliances: Hair Dryers, Air Pump;
2. Robot: Sweeping robots.

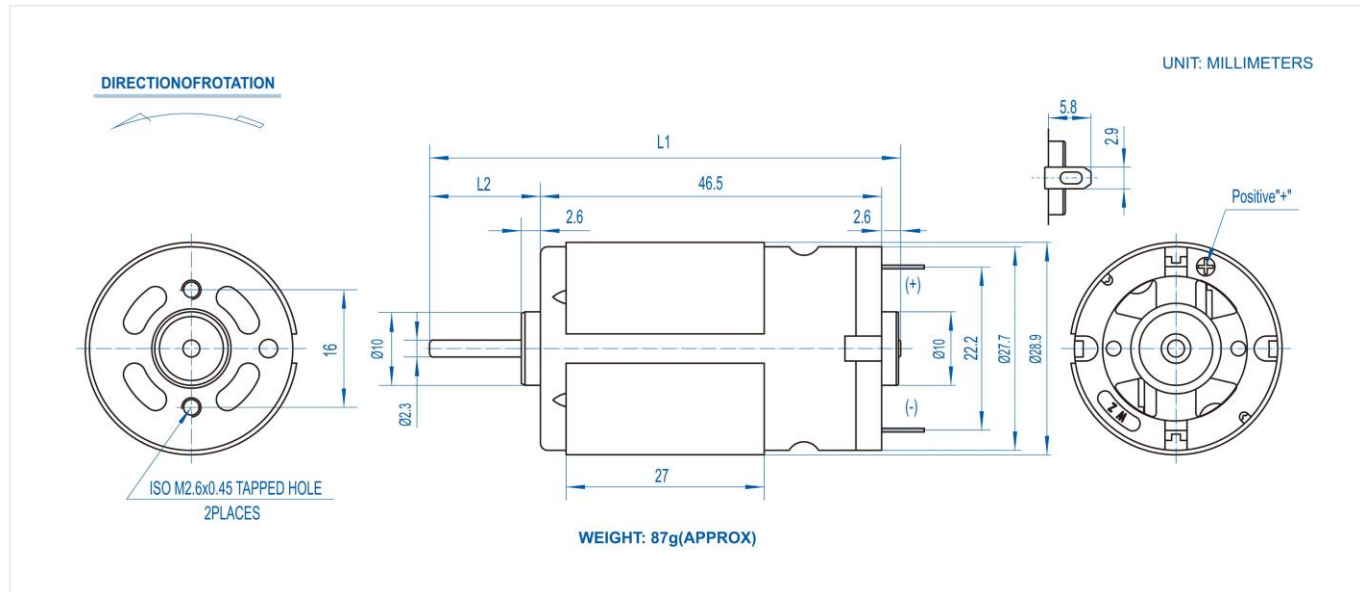
**WRS-395SA-2455** DC12.0V



**WRS-395SA-17108** DC12.0V



## Dimensions



Nominal voltage:	DC12V
Operating range:	DC8V-15V
No load current:	0.075A
No load speed:	4250rpm/min
Current with load:	0.32A
Speed with load:	3500rpm/min
Power at max efficiency:	2.5W
Starting torque:	35.9mN.m
Starting current:	1.44A
Output:	1.0W-55W