零件图	成品图	客户图
		○

REVISION DATA				
REV	ECN No.	DESCRIPTION	NAME	DATE
A0		NEW DRAWING	D.Y.Y	2022-06-23

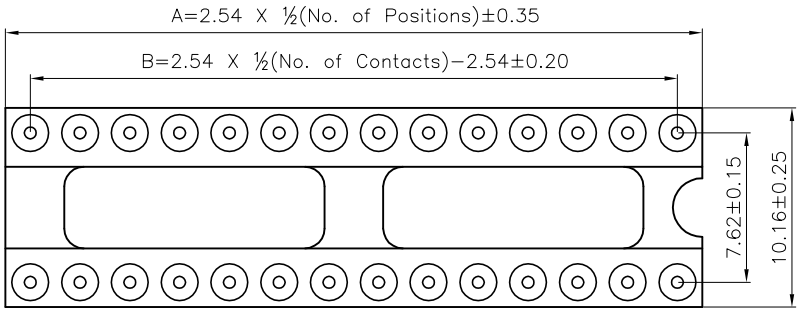

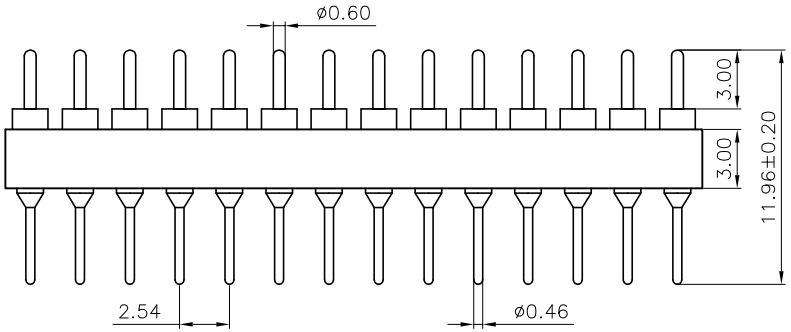

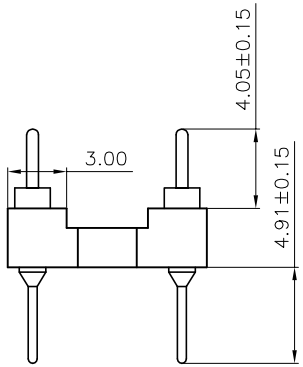

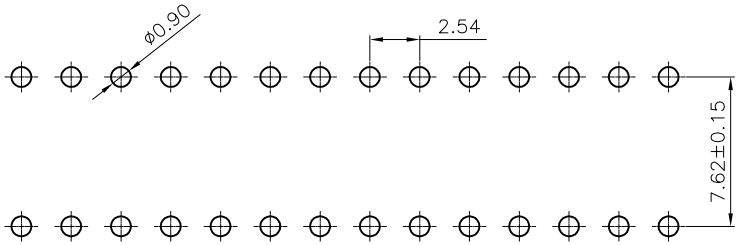

Recommended P.C.B Layout

General Tolerance±0.05

Technical Data

Material:
Pin: Brass
Plating:
Tin plated:2μm/80μ"Ni, 5μm/200μ"Sn
Gold Plated:2μm/80μ"nickelfull gold
Insulator black(housing): PBT（UL94V−0）

Electrical:
Current rating: 3Amps/contact max.
Contact resistance: ≤4mΩ/contact
Insulation resistance: ⩾1000MΩ at V=100V
Operaing voltage: 60VAC/DC

Mechanical:
Operaing temperatures: Gold Plated:−55°C to+105°C
Tin plated:−40°C to+105°C
Soldering temperature: +220°C,10s max

No.of positios	DIM"A"	DIM"B"	TYPE
6	7.62	5.08	无槓
8	10.16	7.62	
10	12.70	10.16	
12	15.24	12.70	
14	17.78	15.24	带槓
16	20.32	17.78	
18	22.86	20.32	
20	25.4	22.86	
22	27.94	25.4	
24	30.48	27.94	
26	33.02	30.48	
28	35.56	33.02	

PA

D	XXX	3	7	X	X	XX	1196A	R	00
Angel Options D 180°直插 R 90°折弯 S SMT H 卧式卧贴 A 单排SMT 第1Pin朝下 B 单排SMT 第1Pin朝上	No. of Positions XXX Positions	Dip Spacing 0 No 1 1.27mm 2 2.54mm 3 7.62mm 4 10.16mm 6 15.24mm 9 22.86mm S Special	Insulator Height 0 No 1 1.20 mm 2 1.90 mm 3 2.00 mm 4 2.10 mm 5 2.20 mm 6 2.80 mm 7 3.00 mm 8 3.80 mm 9 4.10 mm A 4.20 mm B 7.00 mm S Special	Insulator type A PBT单排 B PBT双排 C PBT中空 D PBT带杠 E PPS单排 F PPS双排 G PPS中空 H PPS带杠 I PA46单排 J PA46双排 K PA46三排 L PA66单排 M LCP四排	Pin Plated 0 No 1 Tin120μ" 锡 2 Tin200μ" 3 Gold0.4μ"金 4 Gold0.8μ" 5 Gold1μ" 6 Gold1.5μ" 7 Gold2μ" 8 Gold3μ" 9 Gold5μ" A Gold8μ" B Gold10μ" C Gold15μ" D Gold30μ" E Ag plated F Nickel80μ"	Clip plated 00 No A: 1 Tin120μ" 锡, 2 Tin200μ", 3 Gold0.4μ"金, 4 Gold0.8μ" B: 5 Gold1μ", 6 Gold1.5μ", 7 Gold2μ", 8 Gold3μ" C: 9 Gold5μ", A Gold8μ", B Gold10μ" D: C Gold15μ", D Gold30μ", E Ag plated, F Nickel 80μ"	Pin length(mm) 1196A 11.96mm S Special	Insulator Option 0 No D 直角塑胶 R 圆角塑胶 S 小孔塑胶	Series 00 NO

ANYCONN®
www.enkcom.com
TEL:+86(0)769 8904 9672
FAX:+86(0)769 8904 9671
E-MAIL:sales@anycom.tw

东莞市恩康电子科技有限公司
DONGGUAN ENKANG ELECTRONICS TECHNOLOGY CO.,LTD

TOLERANCE		DATE :	2022-06-23	TITLE: 2.54mmPitch IC Sockets Straight DIP Spacing 7.62mm Pin Length 11.96mm				
ANGLE	±5°	DRAWN :	D.Y.Y					
X.XXX	±0.10	CHECKED :		PART NO: PADXXX37XXXX1196AR00				
X.XX	±0.20	APPROVED :						
X.X	±0.30							
X.	±0.50	PROJECTON		REV: A0	UNIT: mm	SCALE: 1:1	SIZE: A4	PAGE 1/1