


# 2 Way Power Divider

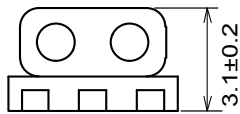
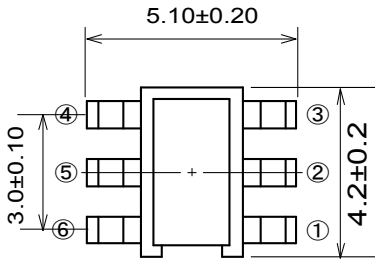
## EDK1002-C008022

2021-07-14 Rev. 1



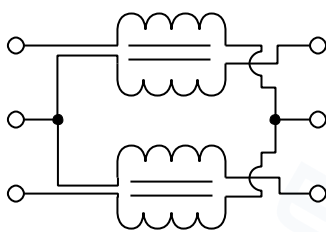
### 50Ω & 75Ω Power Splitter 5-1600 MHz

#### Outline Drawing(mm)

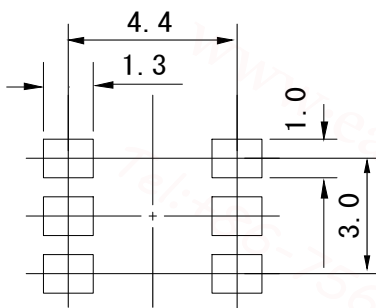


#### Electrical structure

Fig K



#### Recommended layout(mm)



#### Pin Connections

PORT1	1
PORT2	3
PORT3	4
EXT. RESISTOR 180Ω	3, 4
EXT. CAPACITOR 0.5pF	2 to Ground
EXT. CAPACITOR 0.5pF	5 to Ground

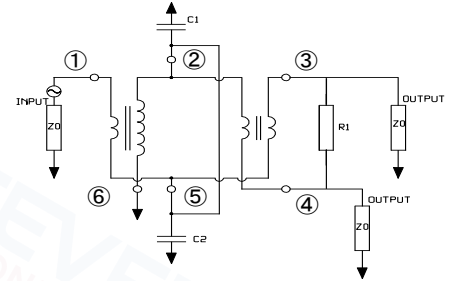
#### Features

- Excellent Temperature Stability
- RoHS Compliant and Pb Free
- 260°C Reflow Compatible
- Power Input(as a splitter): 1.0W Max
- DC current: 50mA
- Operating temperature range: -40 C to +85 C
- Storage temperature range: -55 C to +100 C

#### Applications

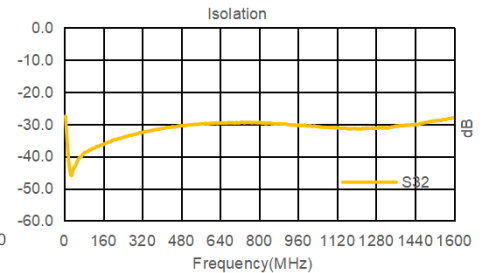
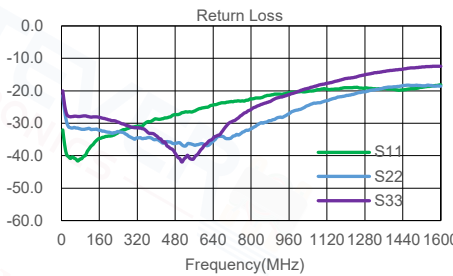
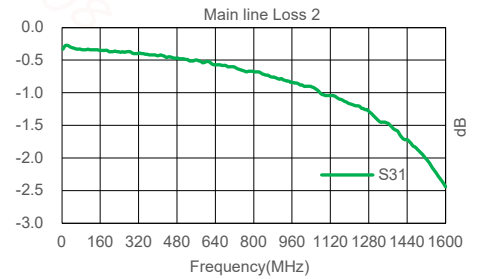
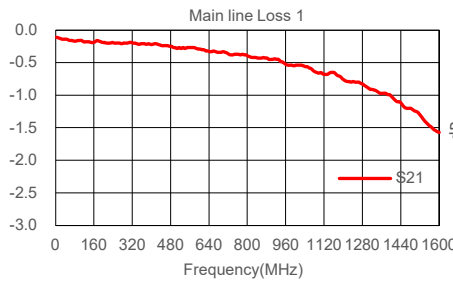
- For broadband and wireless communications
- For VHF/UHF receivers/transmitters
- For CATV power tap
- Can be used in both 50Ω and 75Ω systems

#### Application circuit

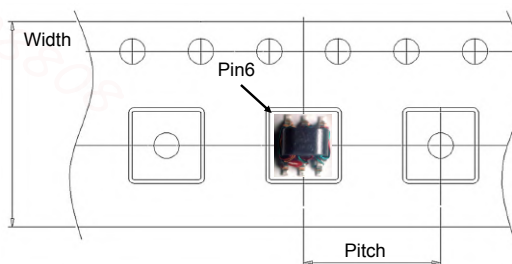


#### Electrical Specifications:TA=25°C, 0dBm, Z0=75Ω

Parameter	Test Conditions	Units	Min	Typ	Max
Main line Loss (Out1)	5-1600MHz	dB	—	0.5	2.0
Main line Loss (Out2)	5-1600MHz	dB	—	1.3	3.0
Return Loss(Pin1)	5-1600MHz	dB	10.0	32.0	—
Return Loss(Pin4)	5-1600MHz	dB	12.0	30.0	—
Return Loss(Pin3)	5-1600MHz	dB	9.0	28.0	—
Isolation(Pin3-4)	5-1600MHz	dB	18.0	30.0	—



#### Carrier Tape Orientation



#### Tape & Reel Information

Parameter	Units	Value
Qty per reel	PCS	2000
Reel Size	mm	330
Tape Width	mm	12.00
Pitch	mm	8.00
Ao	mm	5.50
Bo	mm	4.60
Ko	mm	3.20