1	NC	2	GND
3	NC	4	DISP_ELVDD
5	NC	6	DISP_ELVDD
7	NC	8	DISP_ELVSS
9	GND	10	DISP_ELVSS
11	DSI_D1-	12	DISP_AVDD
13	DSI_D1+	14	GND
15	GND	16	DISP_VIO_FL
17	DSI_CLK-	18	DISP_VCI_FL
19	DSI_CLK+	20	GND
21	GND	22	ELON2_FL
23	DSI_D0-	24	ELON1_AVDD_FL
25	DSI_D0+	26	MIPI_ERROR
27	GND	28	DISP_TE_P
29	MTP	30	DISP_RST_N
L1	GND	L2	GND
R1	GND	R2	GND

CONFIDENTIAL	ZONE	DCN/ECN NO.	REVISION	DATE	APP'L
			INITIAL RELEASE	2022.02.16	W.Huang

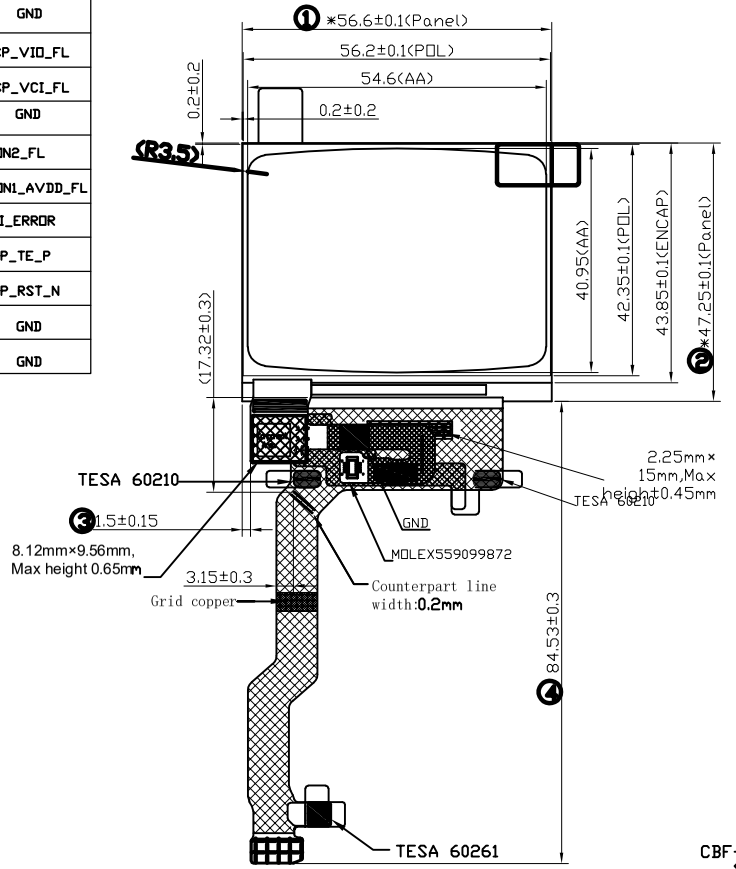

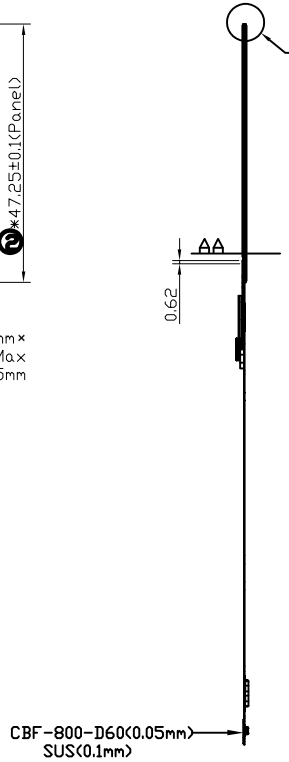

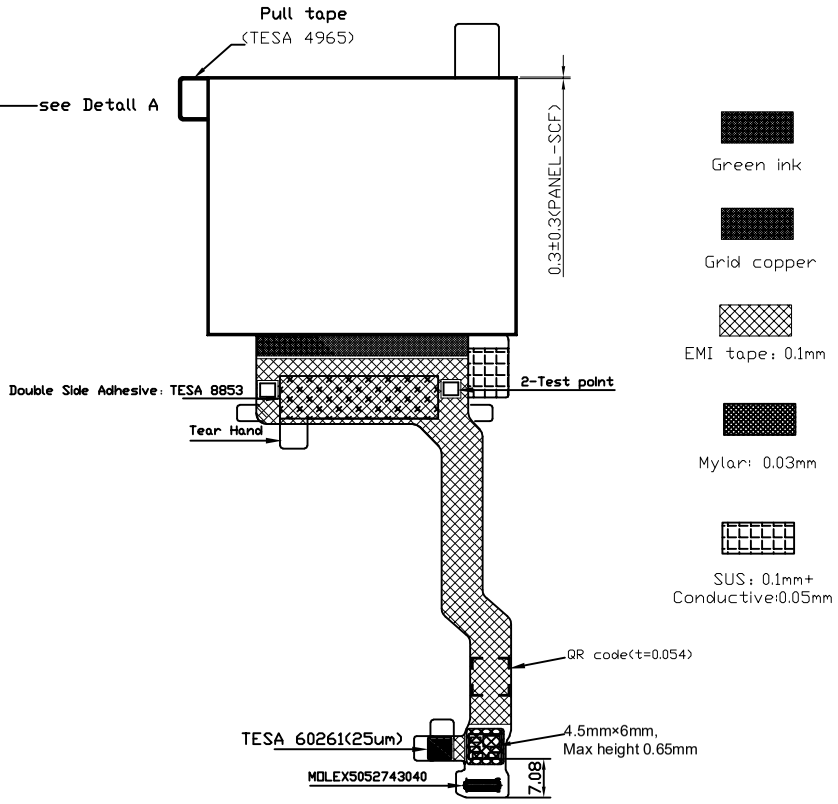

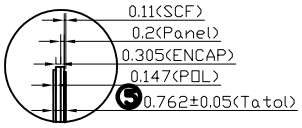

3:1
see Detall A

TFPC	
1	AVDD
2	GND
3	VDDIO
4	RESET
5	INT
6	SDA
7	SCL
8	GND
9	TEST_1
10	TEST_2

Notes:
1. Display:2.69"SVGA,Dot :400*800;
2.This module meets RoHS requirements.;
3.QA Detection size ○ ,* CPK≥1.33
4.D-IC:RM69700,T-IC:S3601;
5.EMI: TATSUTA SF-PC5900;
6.FPC Thickness: 0.13±0.03(Double EMI);
7.Component area:
Exclude Flex and Mylar,
Gumming overflow:0.8mmMAX;
8.All components need to be coated with UV adhesive and then spray 2708 waterproof adhesive

TOLERANCE TABLE(±)				
DIMENSION	1 GRADE	2 GRADE	3 GRADE	4 GRADE
L ≤ 20	0.05	0.1	0.1	0.2
20 < L ≤ 50	0.1	0.15	0.2	0.25
50 < L ≤ 100	0.15	0.2	0.25	0.3
100 < L ≤ 200	0.2	0.25	0.3	0.5
200 < L	0.25	0.3	0.5	0.8
UNLESS OTHERWISE SPECIFIED				

REF. DESC.	PART NO.	DESCRIPTION	MATERIAL	COLOR/FINISH	QT'Y	REMARKS

DRAWN BY | CHECKED BY | APPROVED BY

UNLESS OTHERWISE SPECIFIED
DIMENSIONS ARE IN mm (INCHES)
TOLERANCES ARE:
LINEAR ± SEE TABLE ANGLES ±
RADII UNLESS NOTED: ±

ANGLE 3rd
SCALE /

TITLE 2.69 MDL
REV 0

MDL
SECTION Mechnical Design
MOSBU
SIZE A4
DWG NO.
SHEET 1/3