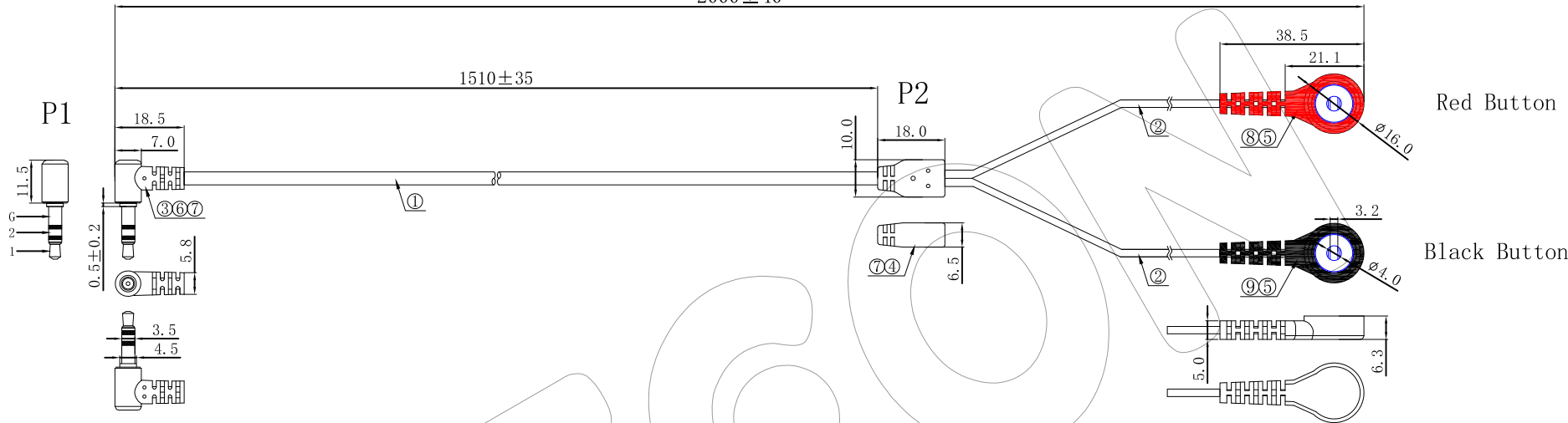
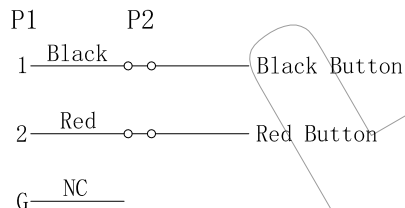


RoHS

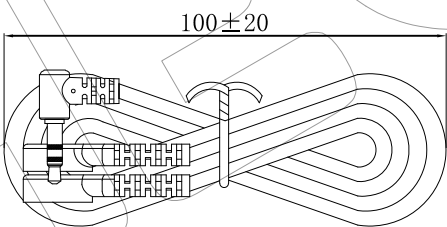
2000±40



WIRE DIAGRAM



PACKAGE



ELECTRONIC TEST:

1. 100% OPEN & SHORT TEST.
2. CONNECTION RESISTANCE: 2.0Ωhm(MAX)
3. INSULATION RESISTANCE: 10M Ωhm/DC300V/0.01S

9	PVC	35P Black-PVC	-	g
8	PVC	35P Red-PVC	-	g
7	PVC	45P Gray-PVC	-	g
6	PE	Transparent color-PE	-	g
5	Button	∅4.0 Button Copper material Gilding	2	PCS
4	PCB	Wiring-PCB	1	PCS
3	Connector	∅3.5 Three-pole Black Glue Nickel platingG/F	1	PCS
2	Cable	24AWG Electronic wire OD2.0 Gray-PVC	-	MM
1	Cable	24AWG*2C (Red, Black) OD3.5 Gray-PVC	-	MM
NO.	PART NO.	DESCRIPTION	Q' TY	UNIT

OPERATION

DRAW

Ayang

SCALE

FIT

HECON 东莞市禾康电子有限公司
DONGGUAN HECON ELECTRONICS CO.,LTD

X.X ±0.30

CHECK

UNIT

mm

X.XX ±0.20

X.XXX ±0.10

Angle ±3°

DIM TOL

APPROVE

SIZE

A4

SHEET

1/1

PROJ.

PART NO.

HC-CHML02200001

TITLE:

∅3.5 Male 90° TO SR+4.0
Button*2 L=2000MM GRY

A0

REV

DATE

MODIFICATION DESCRIPTION

CHANGE

1

2

3

4

5

6

7

8

9

A

A

B

B

C

C

D

D

E

E

F

F

G

G