


AFK®

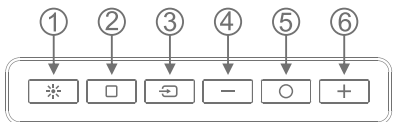
User manual Wireless Soundbar BT601



Please charge firstly and read manual carefully before use.

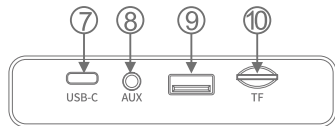
1.Product description and Feature:

1.1Button:



- 1 Long Press to ON/OFF light,short press to light mode transfer
- 2 Long Press to enter into pairing mode
- 3 Short Press transfer Aux in mode,and Blue indicator will flash on the button
- 4 Short Press to volume down,Long press previous song
- 5 Long Press to power on or off speaker,short press to Play/Pause,Red indicator will flash on the button
- 6 Short press for volume add,long press for next song

1.2 Port:



- 7 Power input -- TYPE-C
- 8 3.5mm AUX in
- 9 'U' disk
- 10 TF card port

2.Feature:

- HIFI wireless audio, MP3 player, AUX, FM radio
- Desktop placement design,together with Home, entertainment and office
- Scene lighting, 2.0 channel, elegant music and leisure time bring a comfortable experience

3.How to Use

3.1 Operation

Function	Operation	Indicator	Voice Prompt
Turn ON/OFF	1.Long press to ON. 2.Long press again to OFF.	Blue light is ON	Yes
Enter pairing mode	1. "BT" mode starts when power on. 2. Long press to enter into Bluetooth mode.	Blue light flashes quickly	
Pairing	Search for Bluetooth devices on your mobile phone ,click 'BT601' to pair .	Blue light is ON	Yes
Play/Pause	Press to play,press again to pause	Blue light is ON	
Volume +/-	press to volume down,press to volume add	/	Yes
Previous/Next	Long Press to previous, Long press to next		
Answer Call End Call	When Calling, Press to answer call press to end call		
Disconnect	1.Disconnect the speaker from mobile phone 2.Auto disconnect when Bluetooth range over effective transmission distance .	Flash quickly	/
MP3 Play	insert TF card or 'U' disk to play music automatically, take out TF card or 'U' disk to back to BT mode .	Blue light flash	
FM Radio	In FM Radio, short press to search radio station, and store radio station at the same time.	Blue light flashes quickly	
Mode transfer	Press to cycle 'BT', 'TF', 'AUX' and FM radio. The boot default is 'BT' mode.		
charge	1.TYPE-C cable for charging. 2.When the battery is low, plug in the USB cable to charge, the red light is on	red light on Fully charged red light off	

3.2 Pairing

- 3.2.1 Long press to ON, After powering on, it enters the pairing state, and the blue light flashes.
- 3.2.2 Turn on the mobile phone to search via Bluetooth, and click the 'BT601' blue light on when Successful pairing.

3.3 MP3 Play

- 3.3.1 Insert 'TF card' or 'U' disk' to TF card play mode or U Disk play mode
- 3.3.2 Press to play/pause
- 3.3.3 short press to volume down,long press to to previous song
- 3.3.4 short press to volume down,long press to Next song

3.4 FM Radio

- 3.4.1 in FM Radio mode,short press to search radio station, and store radio station at the same time
- 3.4.2 short press to volume down,long press to to previous song
- 3.4.3short press to volume down,long press to Next song

3.5 Charging

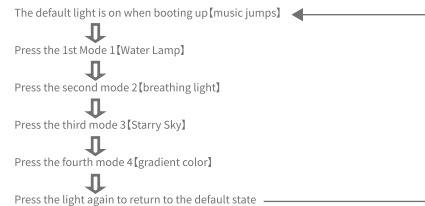
Warning!

- Please use charger with safety certification or regular manufactures .
- Do not charge in your pocket,parcels,flammable debris or in a damp,high temperature environment.
- Use the standard Type-C provided by manufacturer to charge

Connect the power adapter via the Type C cable to charge the Bluetooth speaker. Some mobile phones such as Apple and Xiaomi mobile phones can directly check the battery level.

3.6 scene lighting control:

Long press ON/OFF light,short press light mode transfer



4.Specifications:

Bluetooth Version :V5.1
Bluetooth Profiles: A2DP, AVRCP, HFP, HSP
Bluetooth Range: 10 meters (barrier-free)
Speaker: Ø 53mm x2
Speaker Power: RMS 4Ω 3W, MAX 4Ω 5W
Audio Range: 145Hz~20kHz
Sensitivity: 84±3 db
Signal To Noise Ratio: 80%
TF Card/ 'U' disk: Support 32G(MAX)

scene light: Full RGBx13pcs
Sleep current: <1 mA
Battery : 1800mAh
Port: Type C , DC5V =450mA,USB Audio Input,3.5mm Aux In
Product Size:400.3 X 81.5 X 67.9mm

5.Packing List

- * Speaker x1
- * User manual x1
- * Type-C cable x1

6.Trouble Shooting:

FAQ	Solution
Fail to connected	1.If fail to find model name or connect with speaker,please make sure the speaker in pairing mode. 2.Please re-open the Bluetooth function on your mobile/computer if long time fail to connect. 3.Please close other Bluetooth devices to avoid searching problems. 4. Please enter "0000" (4 zeros) if password needed.
No sound when play	1.Please adjust your phone if in minimum volume status 2.Please check the speaker if in pause status.
Speaker stuttering when playing music Can not turn ON	1.Check if the range are exceed or there is an obstacle between the speaker and the connected devices. 2.Check phone if no enough storage,please restart your phone. No power,please charge and then try again.
Can not charge, no red indicator	1.Battery is full ,please charge again after half hours working,red indicator will be on. 2.Charge cable is broken,change new one. 3.Re-open the speaker and try again.



Made in China